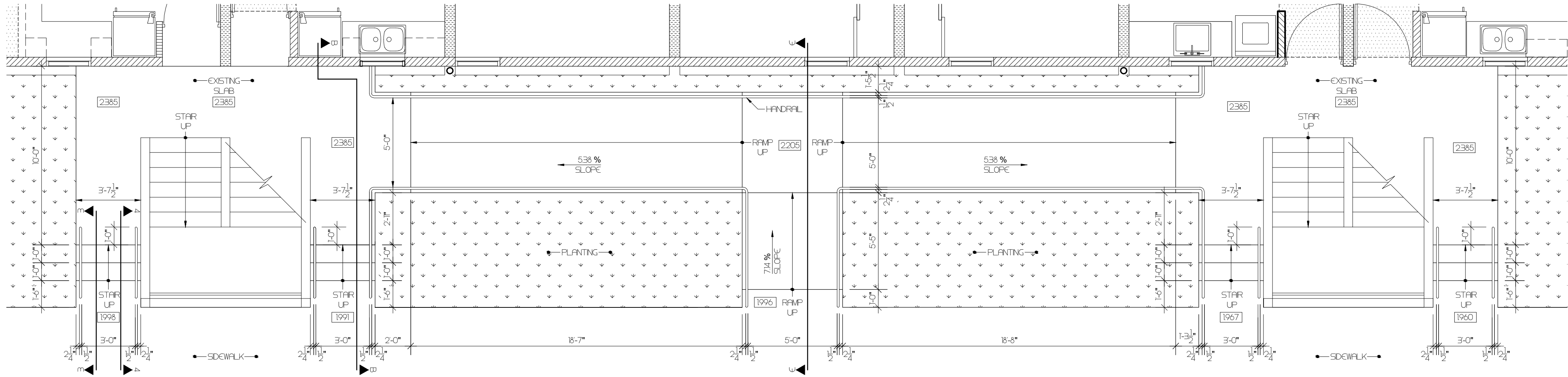


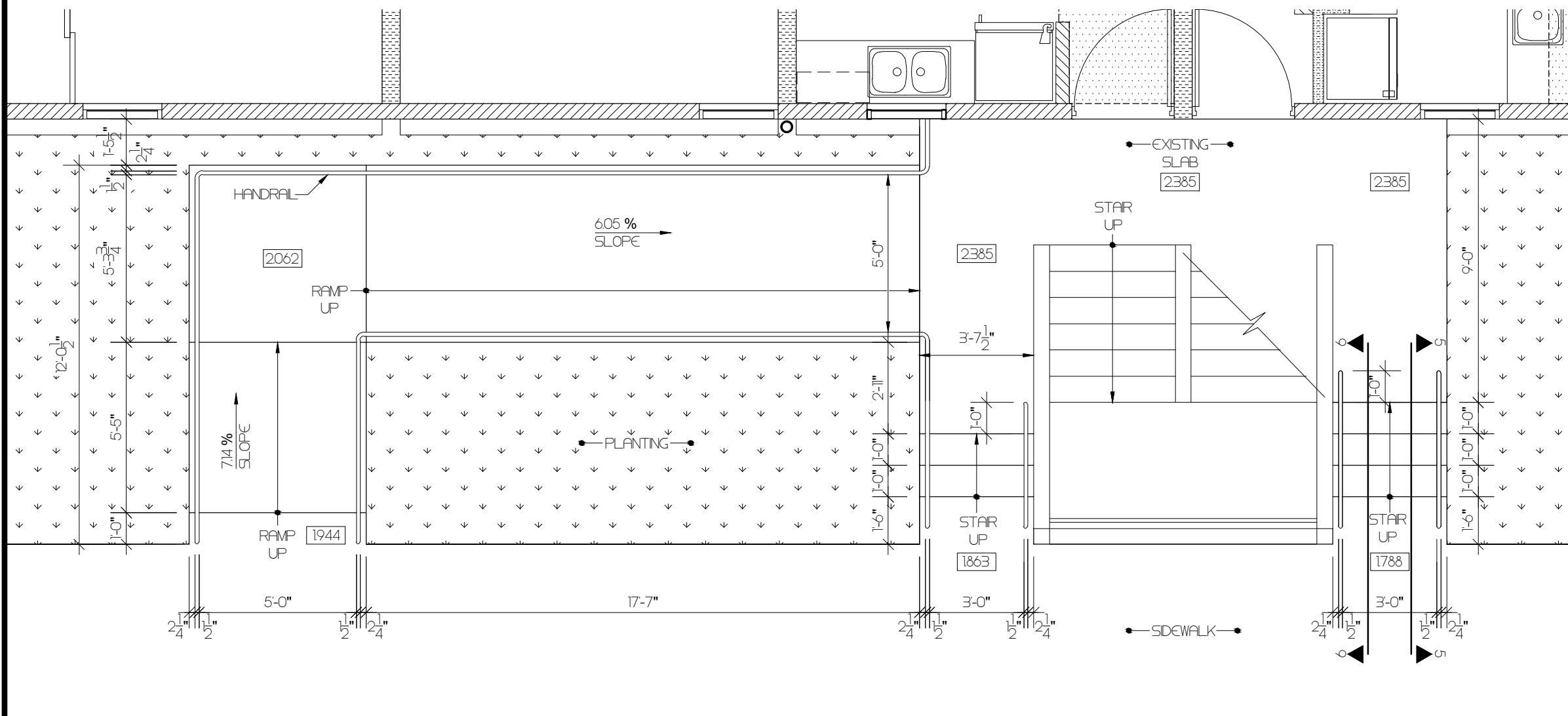
HANDICAPPED RAMP FIRST LEVEL FLOOR PLAN
(BUILDING TYPE - III) (RAMP A)

SCALE 1/4" = 1'-0"



HANDICAPPED RAMP FIRST LEVEL FLOOR PLAN
(BUILDING TYPE - I) (RAMP B)

SCALE 1/4" = 1'-0"



HANDICAPPED RAMP FIRST LEVEL FLOOR PLAN
(BUILDING TYPE - I) (RAMP C)

SCALE 1/4" = 1'-0"

LEGEND

SCALE 1/4" = 1'-0"

1	1	SEE SHEET A-119
2	2	SEE SHEET A-119
3	3	SEE SHEET A-119
4	4	SEE SHEET A-119
5	5	SEE SHEET A-119
A	A	SEE SHEET A-119
B	B	SEE SHEET A-119
C	C	SEE SHEET A-119
D	D	SEE SHEET A-119
E	E	SEE SHEET A-119
F	F	SEE SHEET A-119
G	G	SEE SHEET A-119
H	H	SEE SHEET A-119

CLIENT

INTERLINK CONSTRUCTION LLC.

DESIGN

CARLOS M PEREZ RIVERA, PE

DRWN BY

CMPR

CHKD BY

CMPR

DATE

SEPTEMBER 30, 2021

REVISIONS

CERTIFIED CORRECT

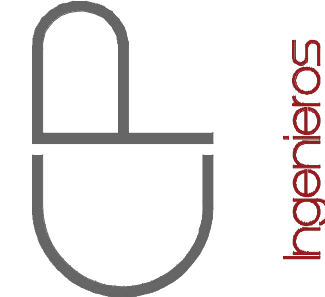


Fecha de Expiración: 2023-09-19

CARLOS M. PÉREZ RIVERA
Ingeniero Licenciado

PO Box 314
Villalba, PR 00766
Tel. 787-462-3438

cpingenieros@outlook.com



NOTE

THESE DRAWINGS AND ITS CONTENTS ARE THE INTELLECTUAL PROPERTY OF CARLOS M. PÉREZ RIVERA. THEY SHALL BE USED AS A REFERENCE DOCUMENT AND WORKING INSTRUMENT ONLY BY THE PROJECT OWNER TOTAL OR PARTIAL REPRODUCTION OR USE OF THESE PLANS, FOR OTHER PURPOSES BESIDES THIS PROJECT IS STRICTLY PROHIBITED WITHOUT THE APPROPRIATE WRITTEN CONSENT OF THIS FIRM AND SHALL BE RETURNED TO OUR OFFICE IF REQUIRED.

PROJECT
MIRADOR LAS CASAS
FULL REHABILITATION
SANTURCE, PR

TITLE

RAMP A TO C DETAILS

PAGE

A-1.19

1 OF 1

CAMANO

INGENIEROS

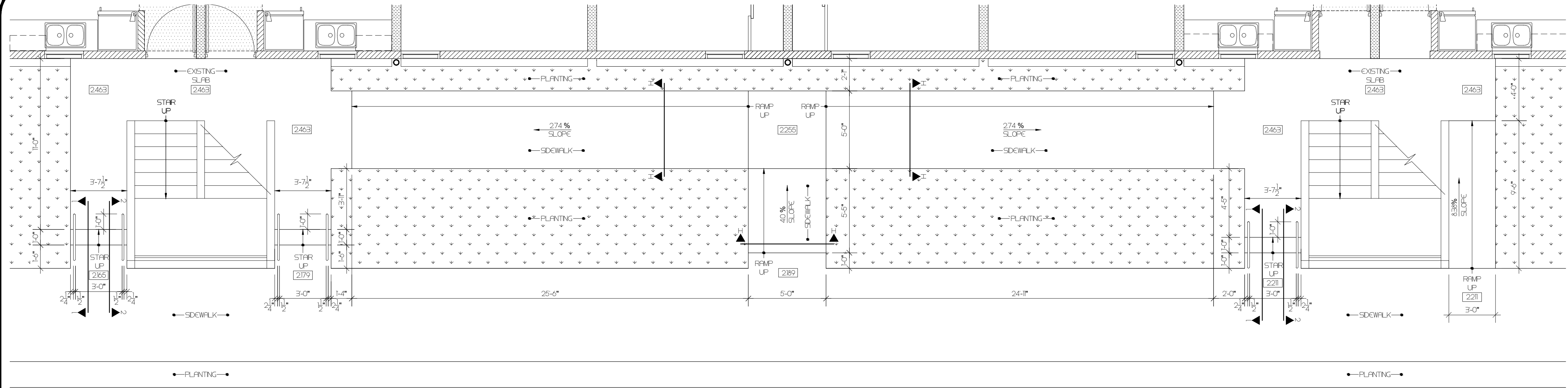
CALLE COSTA 391

OFFICE 201

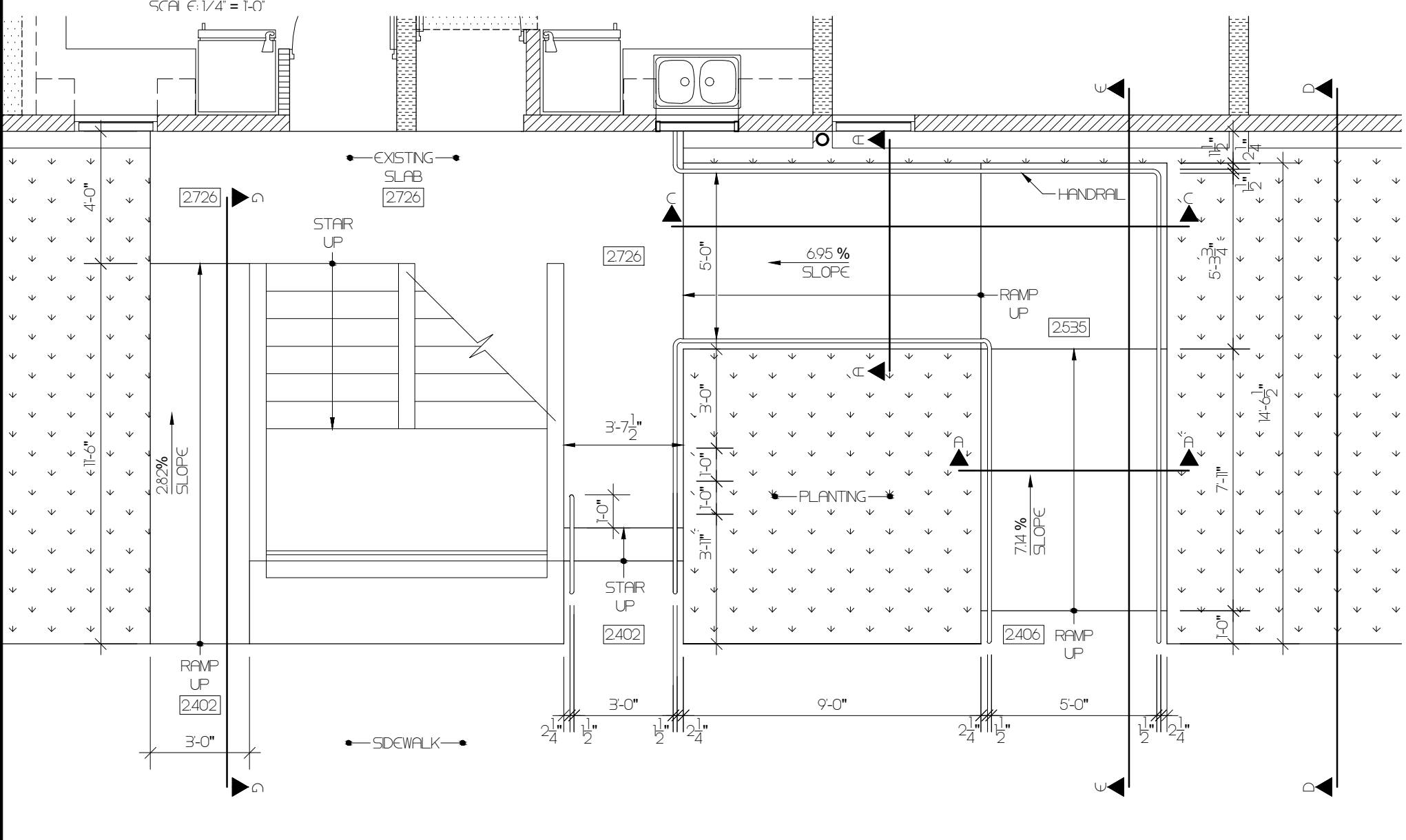
SAN JUAN PR 00918

T/ 787 220 8633

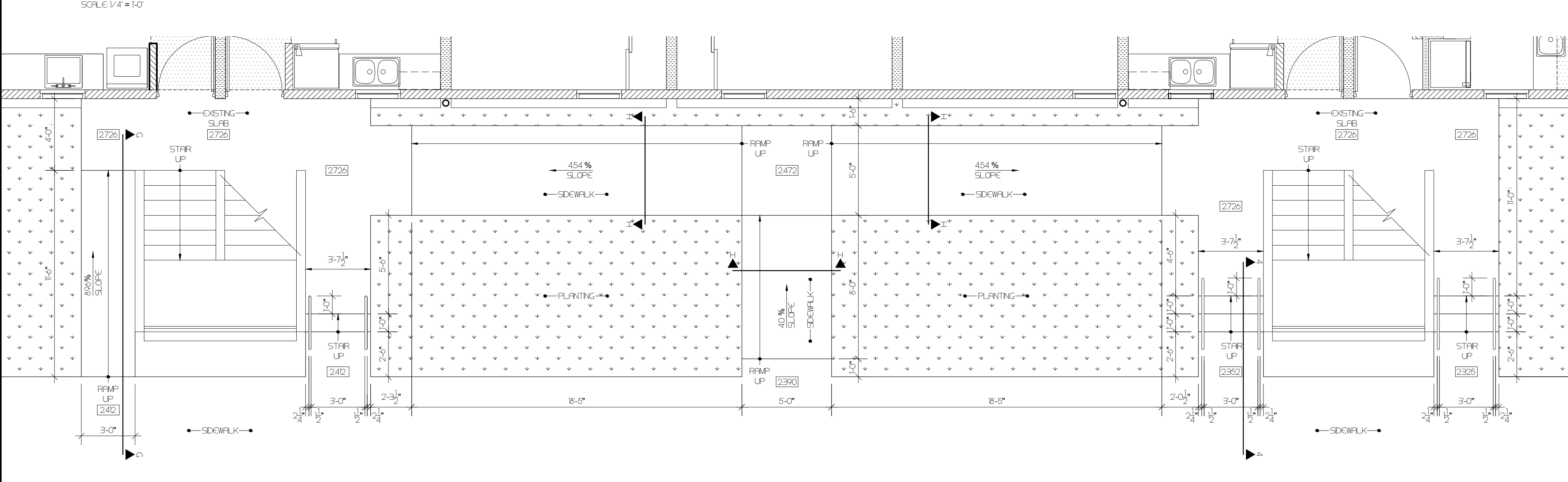
E/ luiscamanos@gmail.com



HANDICAPPED RAMP FIRST LEVEL FLOOR PLAN
(BUILDING TYPE -III) (RAMP D)



HANDICAPPED RAMP FIRST LEVEL FLOOR PLAN
(BUILDING TYPE -I) (RAMP E)



HANDICAPPED RAMP FIRST LEVEL FLOOR PLAN
(BUILDING TYPE -I) (RAMP F)

LEGEND:
SCALE 1/4" = 1'-0"

1	2	SEE SHEET A-119
2	3	SEE SHEET A-119
3	4	SEE SHEET A-119
4	5	SEE SHEET A-119
5	6	SEE SHEET A-119
6	7	SEE SHEET A-119
7	8	SEE SHEET A-119
8	9	SEE SHEET A-119
9	10	SEE SHEET A-119
10	11	SEE SHEET A-119
11	12	SEE SHEET A-119
12	13	SEE SHEET A-119
13	14	SEE SHEET A-119
14	15	SEE SHEET A-119
15	16	SEE SHEET A-119
16	17	SEE SHEET A-119
17	18	SEE SHEET A-119
18	19	SEE SHEET A-119
19	20	SEE SHEET A-119
20	21	SEE SHEET A-119
21	22	SEE SHEET A-119
22	23	SEE SHEET A-119
23	24	SEE SHEET A-119
24	25	SEE SHEET A-119
25	26	SEE SHEET A-119
26	27	SEE SHEET A-119
27	28	SEE SHEET A-119
28	29	SEE SHEET A-119
29	30	SEE SHEET A-119
30	31	SEE SHEET A-119
31	32	SEE SHEET A-119
32	33	SEE SHEET A-119
33	34	SEE SHEET A-119
34	35	SEE SHEET A-119
35	36	SEE SHEET A-119
36	37	SEE SHEET A-119
37	38	SEE SHEET A-119
38	39	SEE SHEET A-119
39	40	SEE SHEET A-119
40	41	SEE SHEET A-119
41	42	SEE SHEET A-119
42	43	SEE SHEET A-119
43	44	SEE SHEET A-119
44	45	SEE SHEET A-119
45	46	SEE SHEET A-119
46	47	SEE SHEET A-119
47	48	SEE SHEET A-119
48	49	SEE SHEET A-119
49	50	SEE SHEET A-119
50	51	SEE SHEET A-119
51	52	SEE SHEET A-119
52	53	SEE SHEET A-119
53	54	SEE SHEET A-119
54	55	SEE SHEET A-119
55	56	SEE SHEET A-119
56	57	SEE SHEET A-119
57	58	SEE SHEET A-119
58	59	SEE SHEET A-119
59	60	SEE SHEET A-119
60	61	SEE SHEET A-119
61	62	SEE SHEET A-119
62	63	SEE SHEET A-119
63	64	SEE SHEET A-119
64	65	SEE SHEET A-119
65	66	SEE SHEET A-119
66	67	SEE SHEET A-119
67	68	SEE SHEET A-119
68	69	SEE SHEET A-119
69	70	SEE SHEET A-119
70	71	SEE SHEET A-119
71	72	SEE SHEET A-119
72	73	SEE SHEET A-119
73	74	SEE SHEET A-119
74	75	SEE SHEET A-119
75	76	SEE SHEET A-119
76	77	SEE SHEET A-119
77	78	SEE SHEET A-119
78	79	SEE SHEET A-119
79	80	SEE SHEET A-119
80	81	SEE SHEET A-119
81	82	SEE SHEET A-119
82	83	SEE SHEET A-119
83	84	SEE SHEET A-119
84	85	SEE SHEET A-119
85	86	SEE SHEET A-119
86	87	SEE SHEET A-119
87	88	SEE SHEET A-119
88	89	SEE SHEET A-119
89	90	SEE SHEET A-119
90	91	SEE SHEET A-119
91	92	SEE SHEET A-119
92	93	SEE SHEET A-119
93	94	SEE SHEET A-119
94	95	SEE SHEET A-119
95	96	SEE SHEET A-119
96	97	SEE SHEET A-119
97	98	SEE SHEET A-119
98	99	SEE SHEET A-119
99	100	SEE SHEET A-119

CLIENT
INTERLINK CONSTRUCTION LLC.
DESIGN
CARLOS M PEREZ RIVERA, PE
DRAWN BY
CMR
CHECKED BY
CMR
DATE
SEPTEMBER 30, 2021


REVISIONS

1		
2		
3		
4		
5		
6		
7		
8		
9		
10		
11		
12		
13		
14		
15		
16		
17		
18		
19		
20		
21		
22		
23		
24		
25		
26		
27		
28		
29		
30		
31		
32		
33		
34		
35		
36		
37		
38		
39		
40		
41		
42		
43		
44		
45		
46		
47		
48		
49		
50		
51		
52		
53		
54		
55		
56		
57		
58		
59		
60		
61		
62		
63		
64		
65		
66		
67		
68		
69		
70		
71		
72		
73		
74		
75		
76		
77		
78		
79		
80		
81		
82		
83		
84		
85		
86		
87		
88		
89		
90		
91		
92		
93		
94		
95		
96		
97		
98		
99		
100		

CERTIFIED CORRECT



CARLOS M. PÉREZ RIVERA
Ingeniero Licenciado
PO Box 314
Villalba, PR 00766
Tel. 787-462-3438
cpingenieros@outlook.com



NOTE
THESE DRAWINGS AND ITS CONTENTS
ARE THE INTELLECTUAL PROPERTY OF
CARLOS M. PÉREZ RIVERA. THEY
SHALL BE USED AS A REFERENCE
DOCUMENT AND WORKING
INSTRUMENT ONLY BY THE PROJECT
OWNER TOTAL OR PARTIAL
REPRODUCTION OR USE OF THESE
PLANS, FOR OTHER PURPOSES
BESIDES THIS PROJECT IS STRICTLY
PROHIBITED WITHOUT THE
APPROPRIATE WRITTEN CONSENT OF
THIS FIRM AND SHALL BE RETURNED
TO OUR OFFICE IF REQUIRED.

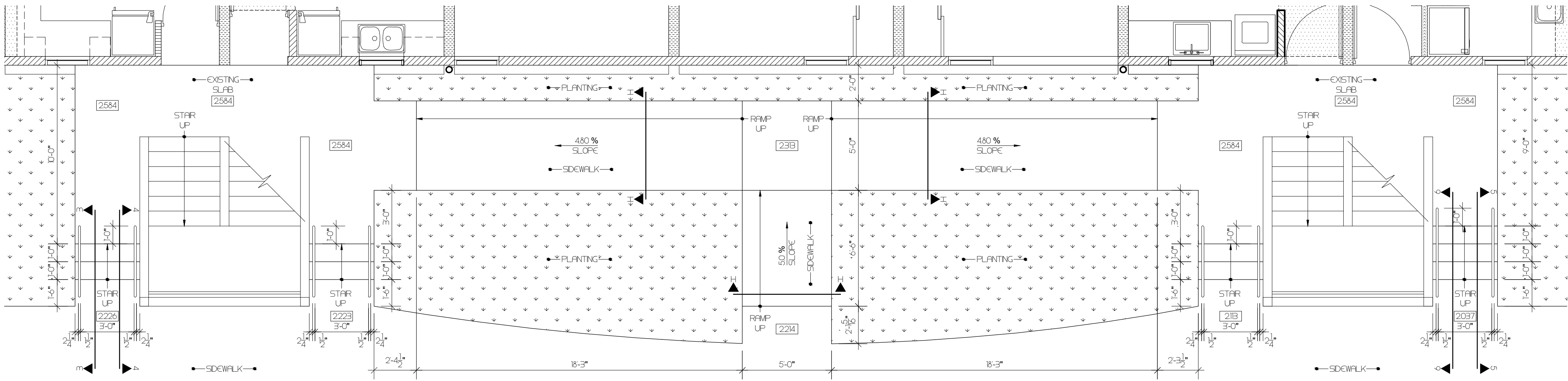
PROJECT
MIRADOR LAS CASAS
FULL REHABILITATION
SANTURCE, PR

TITLE
RAMP D TO F DETAILS

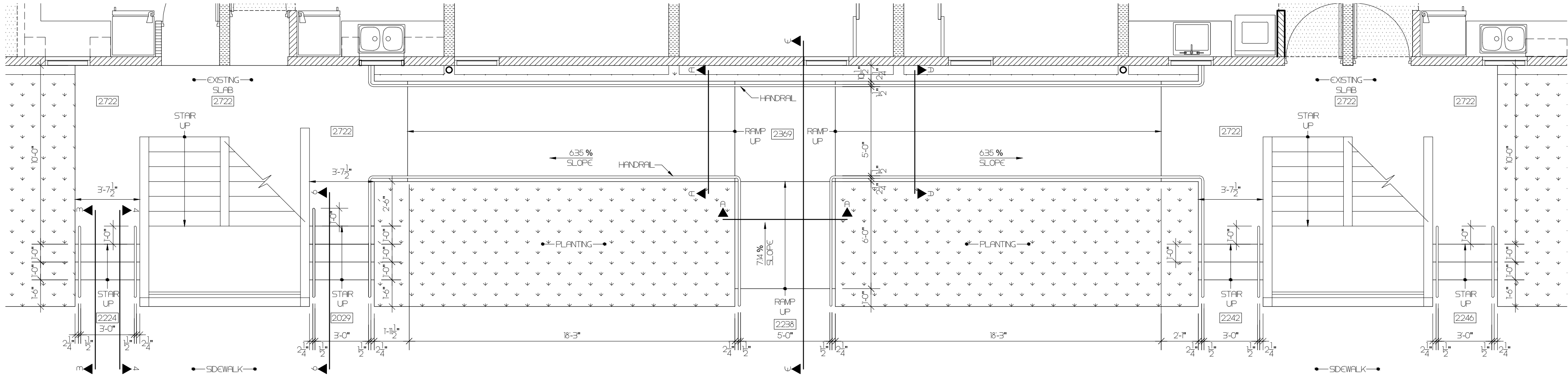
PAGE
A-1.19A

1 OF 1

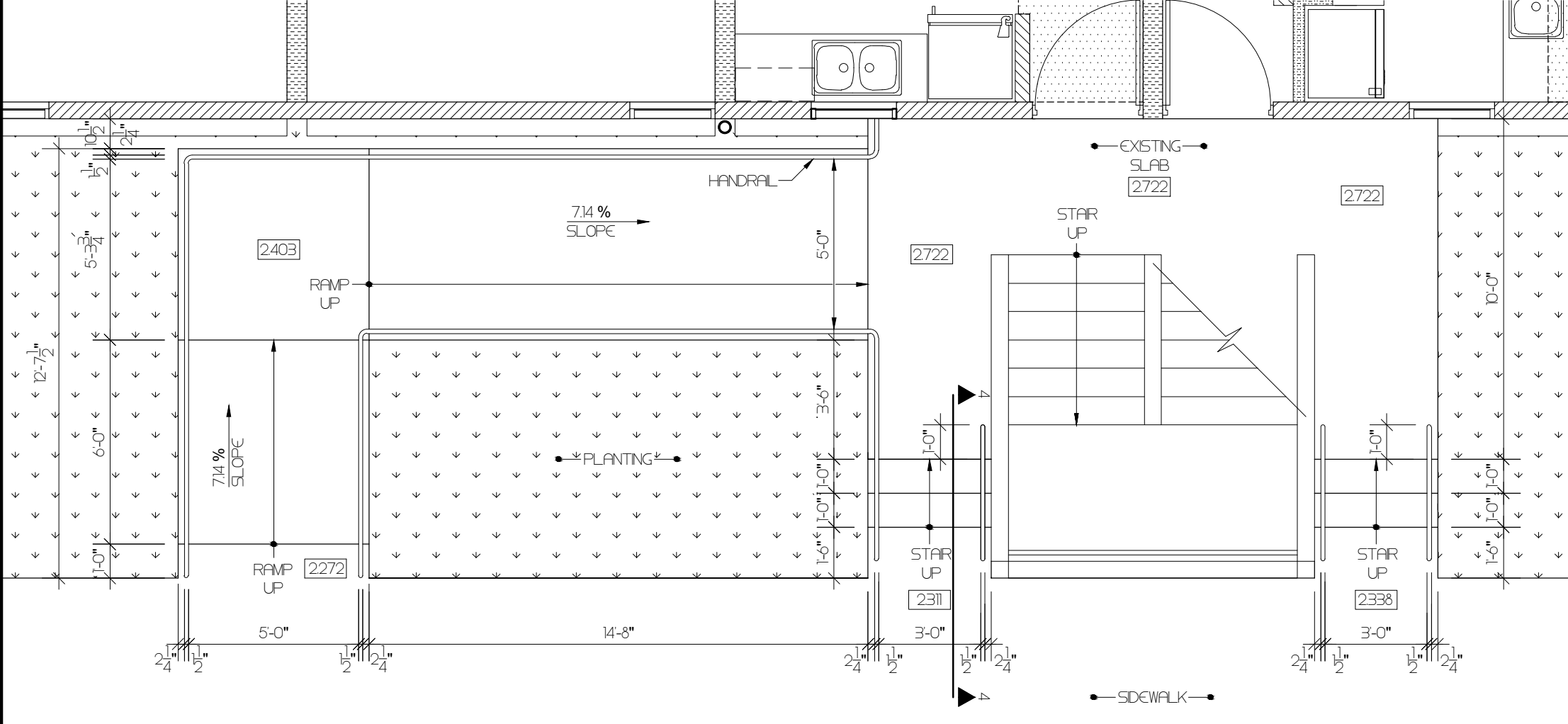
CAMANO
CORPORATION
CALLE COSTA 391
OFFICE 201
SAN JUAN PR 00918
T/ 787 220 8633
E/ luiscamanos@gmail.com



HANDICAPPED RAMP FIRST LEVEL FLOOR PLAN
(BUILDING TYPE - I) (RAMP G)
SCALE: 1/4" = 1'-0"



HANDICAPPED RAMP FIRST LEVEL FLOOR PLAN
(BUILDING TYPE - I) (RAMP H)
SCALE: 1/4" = 1'-0"



HANDICAPPED RAMP FIRST LEVEL FLOOR PLAN
(BUILDING TYPE - I) (RAMP I)
SCALE: 1/4" = 1'-0"

LEGEND:
SCALE: 1/4" = 1'-0"

1	2	SEE SHEET A-119
3	4	SEE SHEET A-119
5	6	SEE SHEET A-119
7	8	SEE SHEET A-119
9	10	SEE SHEET A-119
11	12	SEE SHEET A-119
13	14	SEE SHEET A-119
15	16	SEE SHEET A-119
17	18	SEE SHEET A-119
19	20	SEE SHEET A-119
21	22	SEE SHEET A-119
23	24	SEE SHEET A-119
25	26	SEE SHEET A-119
27	28	SEE SHEET A-119
29	30	SEE SHEET A-119
31	32	SEE SHEET A-119

CLIENT
INTERLINK CONSTRUCTION LLC.
DESIGN
CARLOS M PEREZ RIVERA, PE
DRAWN BY
CMPR
CHECKED BY
CMPR
DATE
SEPTEMBER 30, 2021

REVISIONS

1		
2		
3		
4		
5		
6		
7		
8		
9		
10		



CARLOS M. PÉREZ RIVERA
Ingeniero Licenciado
PO Box 314
Villalba, PR 00766
Tel. 787-462-3438
cpingenieros@outlook.com



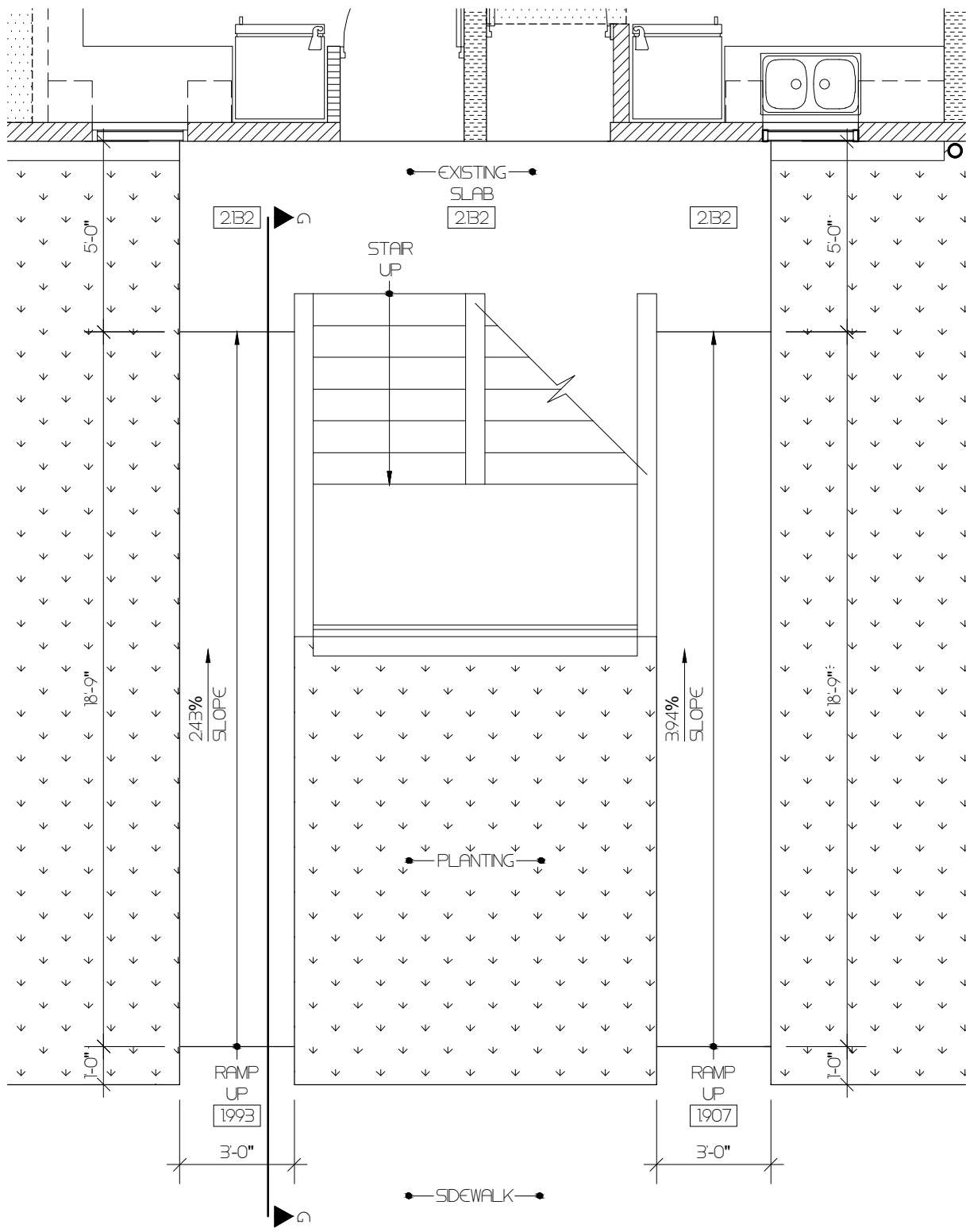
NOTE
THESE DRAWINGS AND ITS CONTENTS ARE THE INTELLECTUAL PROPERTY OF CARLOS M. PÉREZ RIVERA. THEY SHALL BE USED AS A REFERENCE DOCUMENT AND WORKING INSTRUMENT ONLY BY THE PROJECT OWNER TOTAL OR PARTIAL REPRODUCTION OR USE OF THESE PLANS, FOR OTHER PURPOSES BESIDES THIS PROJECT IS STRICTLY PROHIBITED WITHOUT THE APPROPRIATE WRITTEN CONSENT OF THIS FIRM AND SHALL BE RETURNED TO OUR OFFICE IF REQUIRED.

PROJECT
MIRADOR LAS CASAS
FULL REHABILITATION
SANTURCE, PR

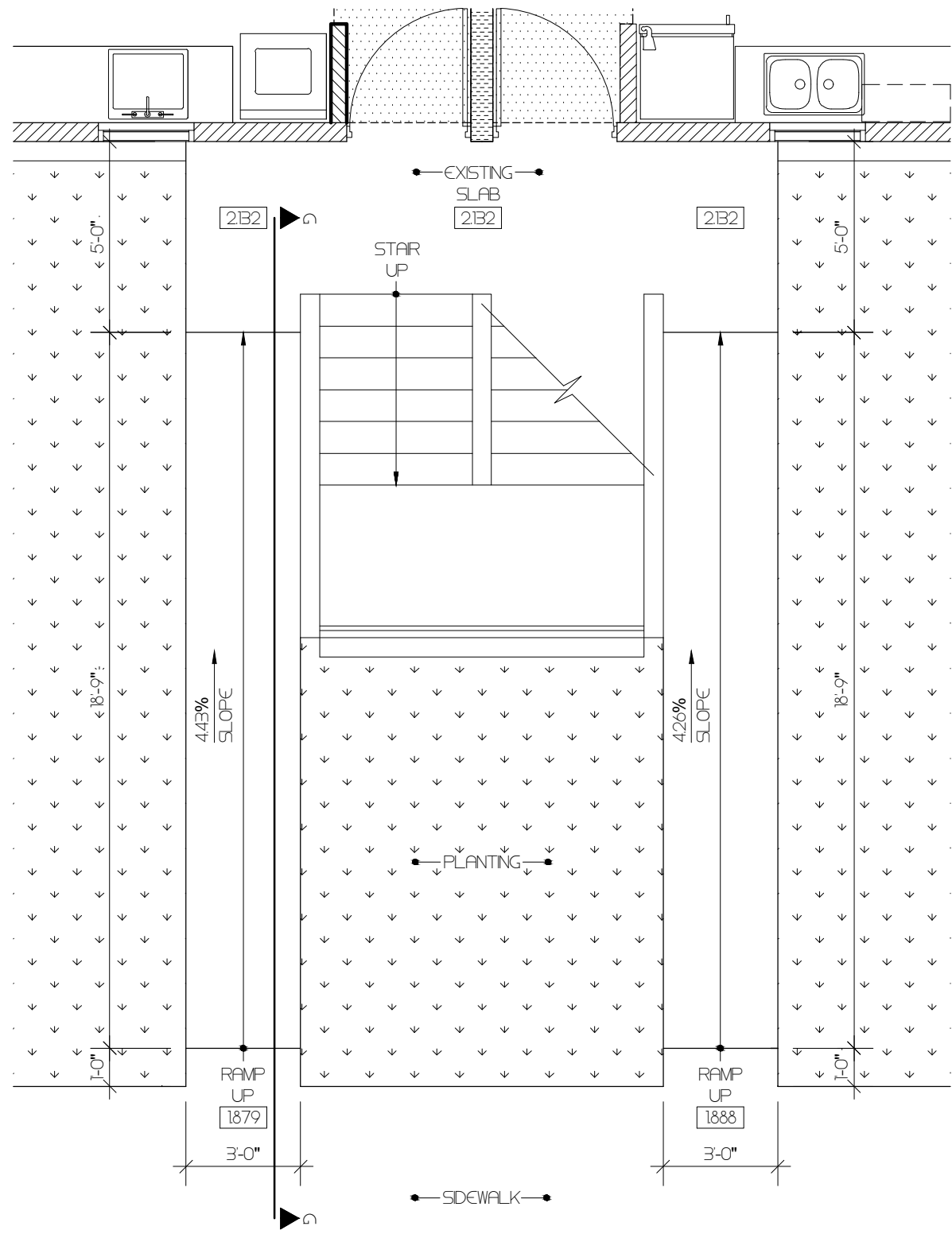
TITLE
RAMP G TO I DETAILS

PAGE
A-1.19B
1 OF 1

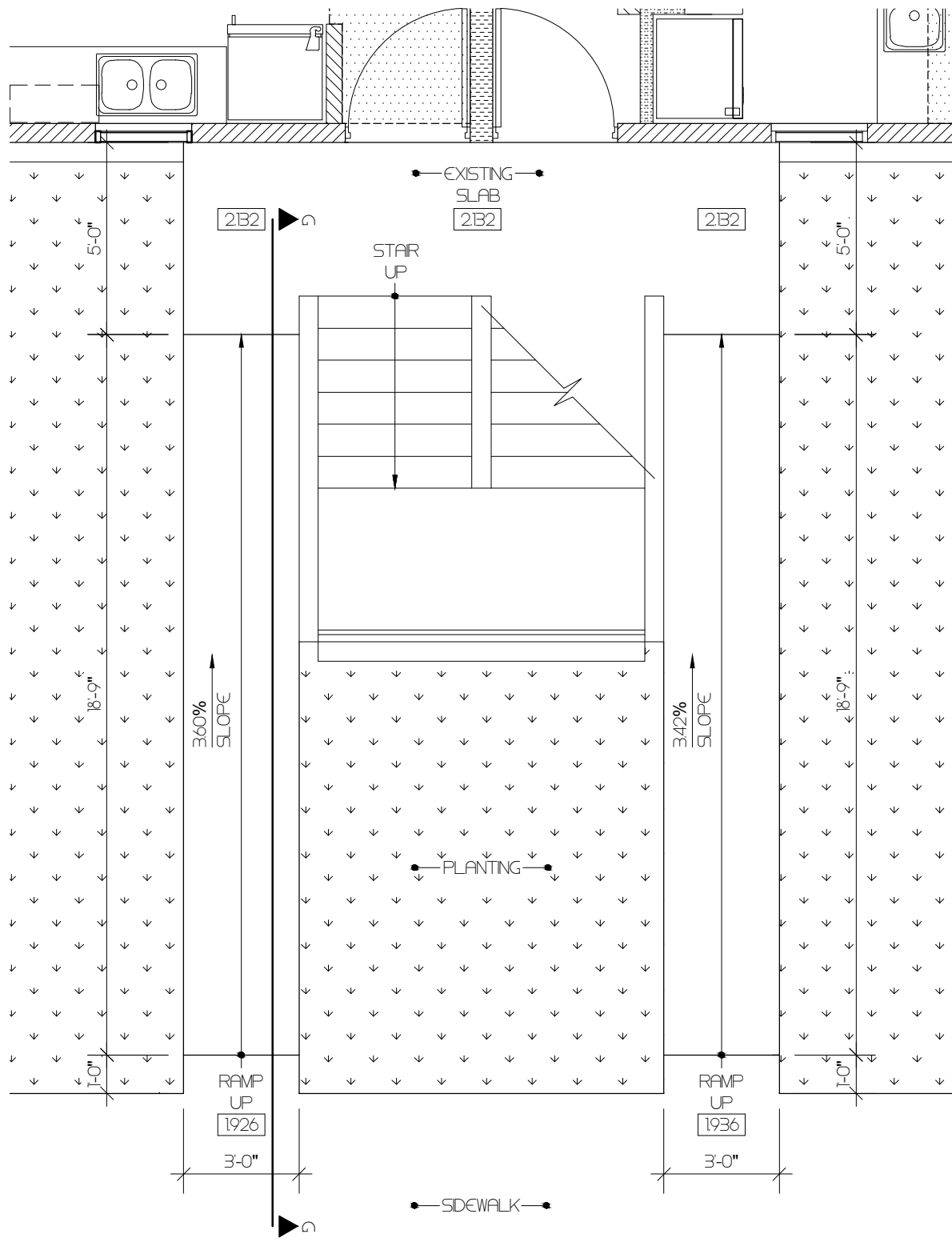
CAMANO
ARCHITECTS
CALLE COSTA 391
OFFICE 201
SAN JUAN PR 00918
T/ 787 220 8633
E/ luiscamanos@gmail.com



HANDICAPPED RAMP FIRST LEVEL FLOOR PLAN
(BUILDING TYPE - I) (RAMP N)
SCALE 1/4" = 1'-0"



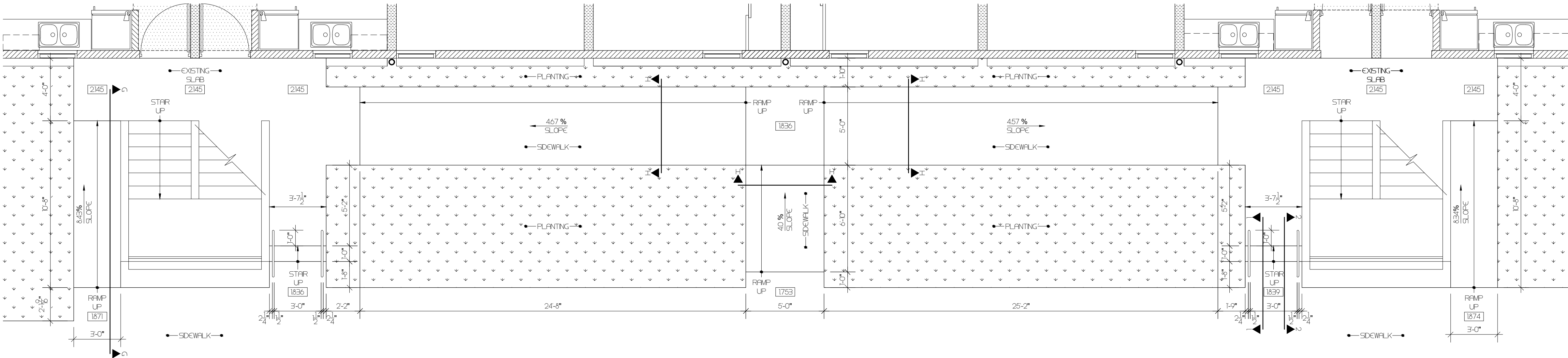
HANDICAPPED RAMP FIRST LEVEL FLOOR PLAN
(BUILDING TYPE - I) (RAMP O)
SCALE 1/4" = 1'-0"



HANDICAPPED RAMP FIRST LEVEL FLOOR PLAN
(BUILDING TYPE - I) (RAMP P)
SCALE 1/4" = 1'-0"

LEGEND:
SCALE 1/4" = 1'-0"

1	1	SEE SHEET A-119
2	2	SEE SHEET A-119
3	3	SEE SHEET A-119
4	4	SEE SHEET A-119
5	5	SEE SHEET A-119
A	A	SEE SHEET A-119
B	B	SEE SHEET A-119
C	C	SEE SHEET A-119
D	D	SEE SHEET A-119
E	E	SEE SHEET A-119
F	F	SEE SHEET A-119
G	G	SEE SHEET A-119
H	H	SEE SHEET A-119



HANDICAPPED RAMP FIRST LEVEL FLOOR PLAN
(BUILDING TYPE - III) (RAMP Q)
SCALE 1/4" = 1'-0"

CAMANO
CORPORATION
CALLE COSTA 391
OFFICE 201
SAN JUAN PR 00918
T/ 787 220 8633
E/ luiscamanos@gmail.com

CLIENT
INTERLINK CONSTRUCTION LLC.
DESIGN
CARLOS M PEREZ RIVERA, PE
DRAWN BY
CMPR
CHECKED BY
CMPR
DATE
SEPTEMBER 30, 2021

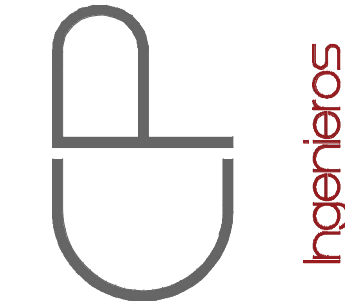
REVISIONS

CERTIFIED CORRECT



CARLOS M. PÉREZ RIVERA
Ingeniero Licenciado

PO Box 314
Villalba, PR 00766
Tel. 787-462-3438
cpingenieros@outlook.com



NOTE

THESE DRAWINGS AND ITS CONTENTS ARE THE INTELLECTUAL PROPERTY OF CARLOS M. PÉREZ RIVERA. THEY SHALL BE USED AS A REFERENCE DOCUMENT AND WORKING INSTRUMENT ONLY BY THE PROJECT OWNER TOTAL OR PARTIAL REPRODUCTION OR USE OF THESE PLANS, FOR OTHER PURPOSES BESIDES THIS PROJECT IS STRICTLY PROHIBITED WITHOUT THE APPROPRIATE WRITTEN CONSENT OF THIS FIRM AND SHALL BE RETURNED TO OUR OFFICE IF REQUIRED.

PROJECT
MIRADOR LAS CASAS
FULL REHABILITATION
SANTURCE, PR

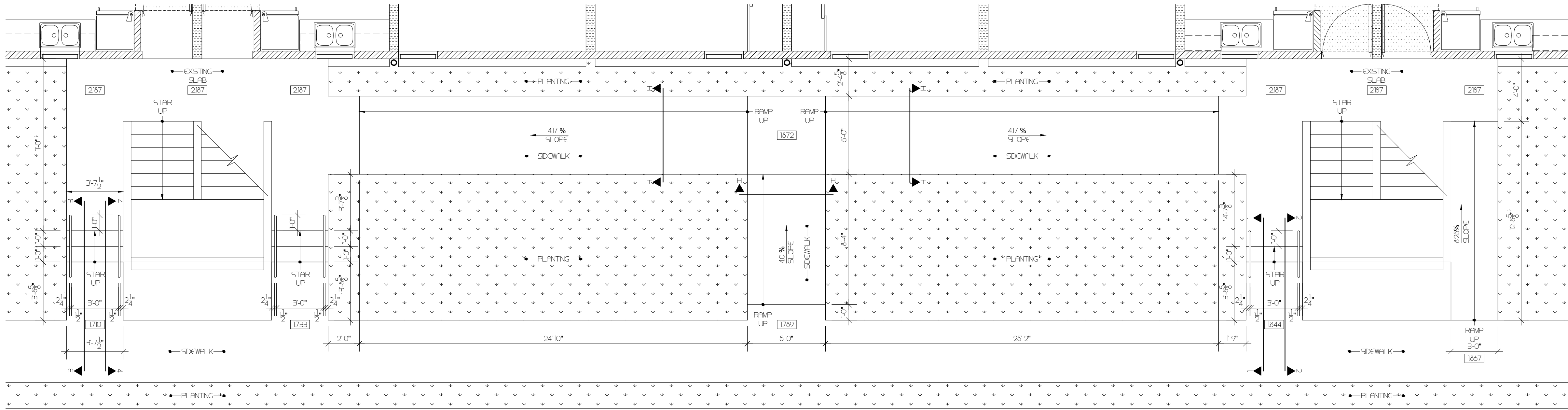
TITLE

RAMP N TO Q DETAILS

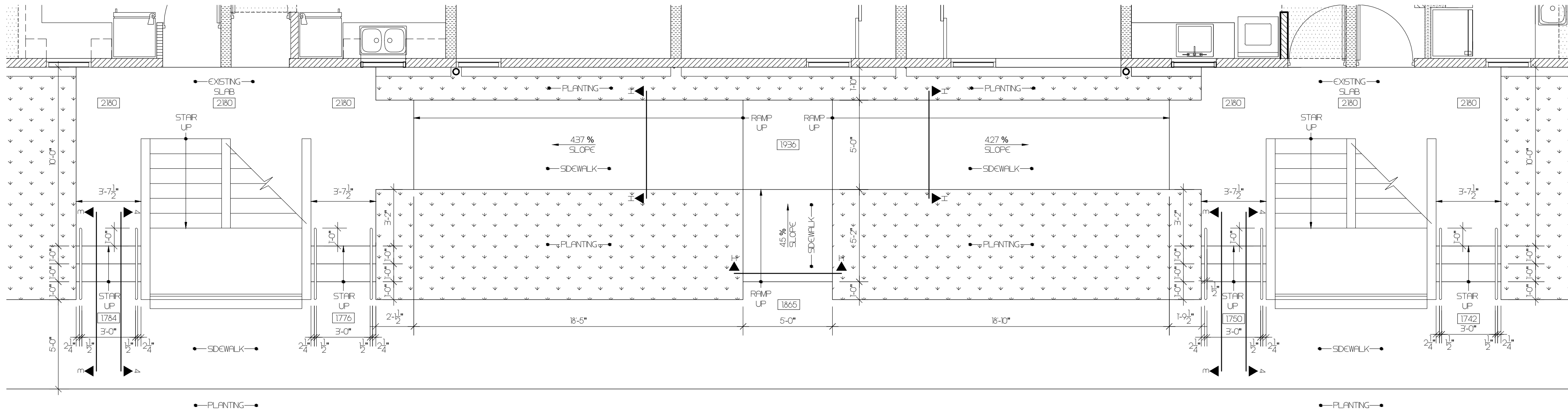
PAGE

A-1.19D

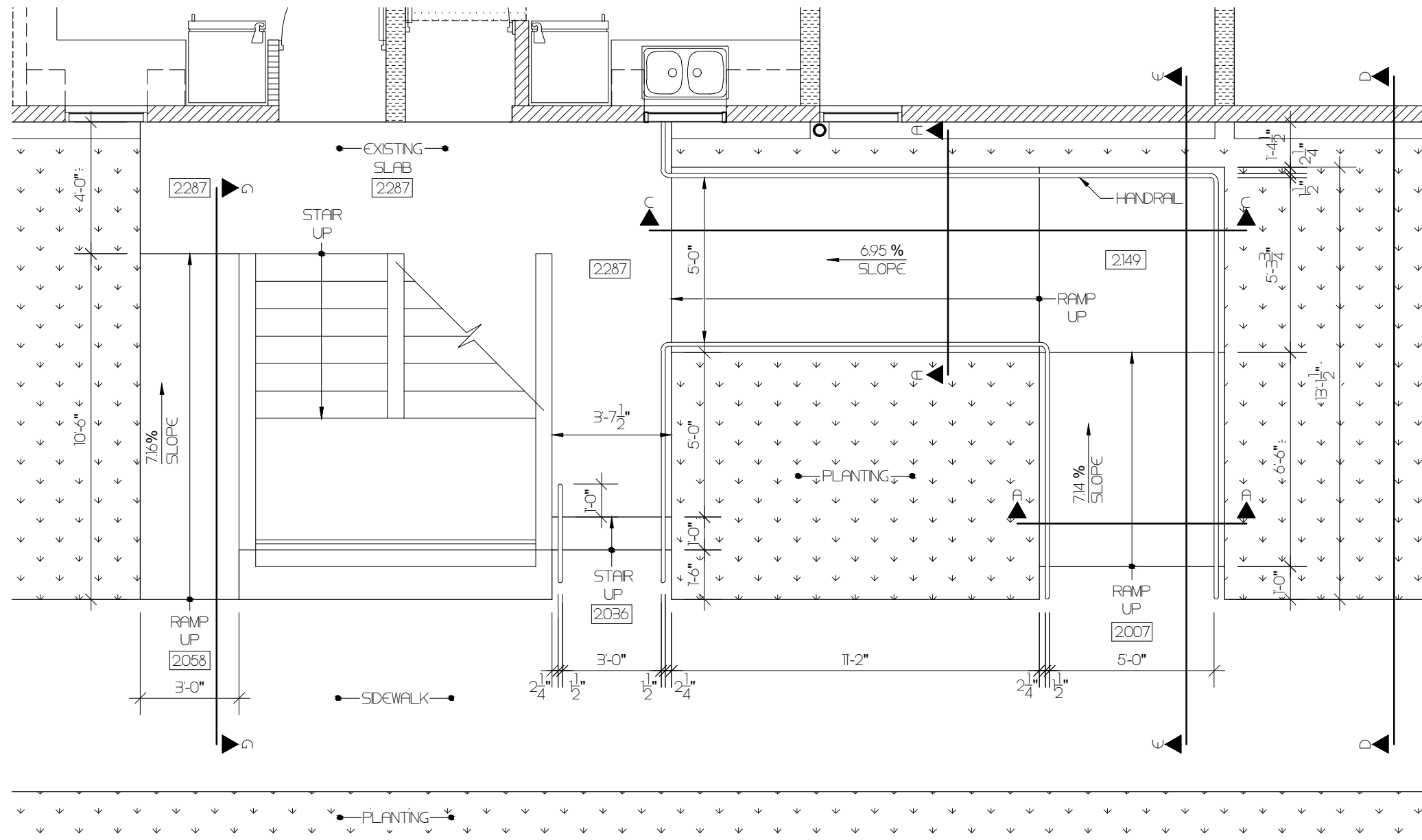
1 OF 1



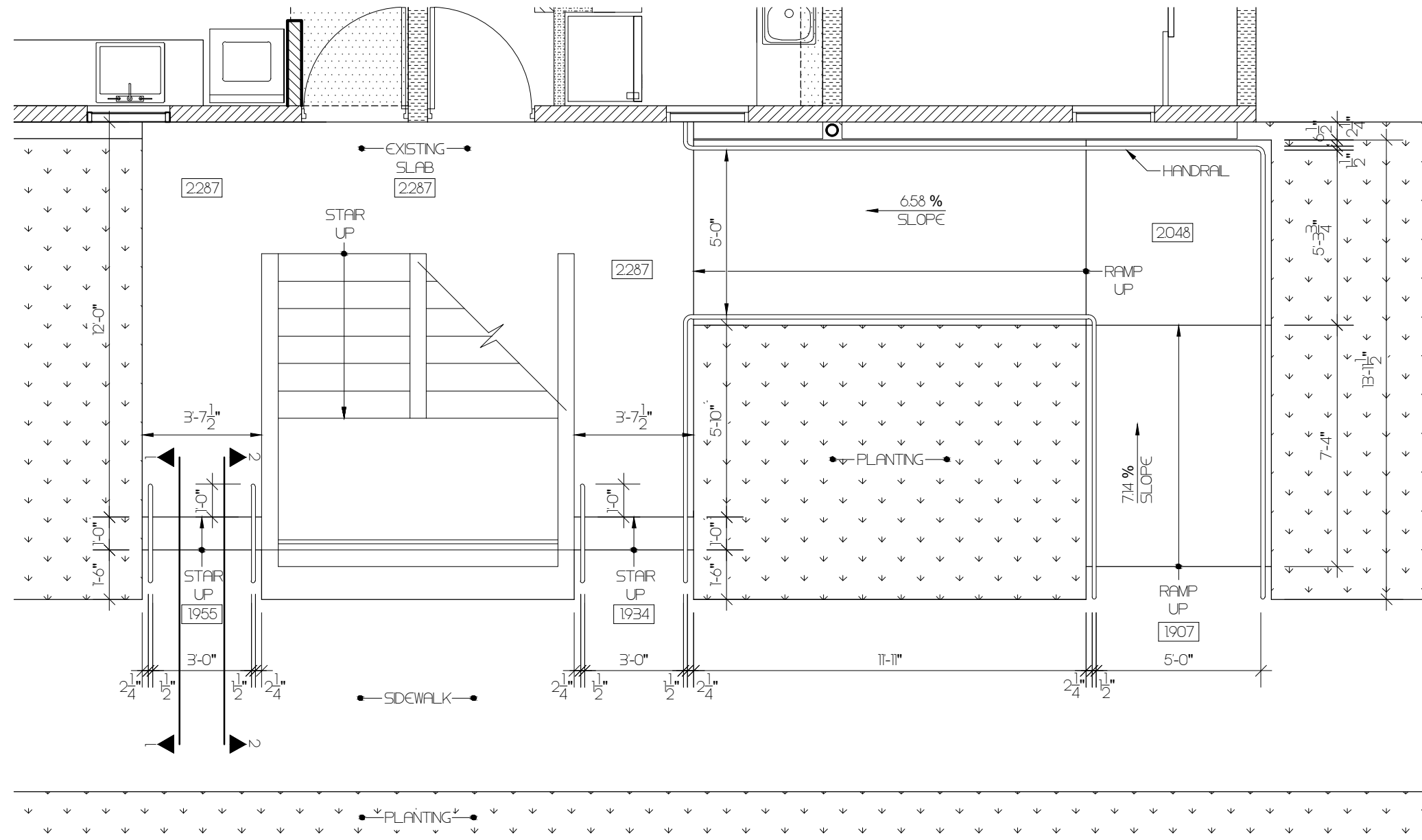
HANDICAPPED RAMP FIRST LEVEL FLOOR PLAN
(BUILDING TYPE - II) (RAMP R)
SCALE 1/4" = 1'-0"



HANDICAPPED RAMP FIRST LEVEL FLOOR PLAN
(BUILDING TYPE - II) (RAMP S)
SCALE 1/4" = 1'-0"



HANDICAPPED RAMP FIRST LEVEL FLOOR PLAN
(BUILDING TYPE - I) (RAMP T)
SCALE 1/4" = 1'-0"



HANDICAPPED RAMP FIRST LEVEL FLOOR PLAN
(BUILDING TYPE - I) (RAMP U)
SCALE 1/4" = 1'-0"

CAMANO
ARCHITECTS
CALLE COSTA 391
OFFICE 201
SAN JUAN, PR 00918
T/ 787 220 8633
E/ luiscamanos@gmail.com

CLIENT
INTERLINK CONSTRUCTION LLC.
DESIGN
CARLOS M PEREZ RIVERA, PE
DRAWN BY
CMR
CHECKED BY
CMR
DATE
SEPTEMBER 30, 2021

REVISIONS

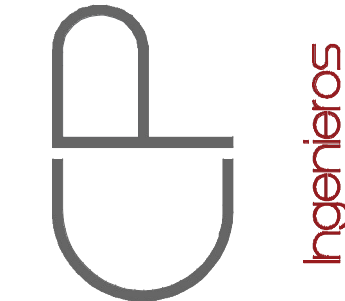
NO.	DESCRIPTION	DATE

CERTIFIED CORRECT



CARLOS M. PÉREZ RIVERA
Ingeniero Licenciado

PO Box 314
Villalba, PR 00766
Tel. 787-462-3438
cpingenieros@outlook.com



NOTE

THESE DRAWINGS AND ITS CONTENTS ARE THE INTELLECTUAL PROPERTY OF CARLOS M. PÉREZ RIVERA. THEY SHALL BE USED AS A REFERENCE DOCUMENT AND WORKING INSTRUMENT ONLY BY THE PROJECT OWNER TOTAL OR PARTIAL REPRODUCTION OR USE OF THESE PLANS, FOR OTHER PURPOSES BESIDES THIS PROJECT IS STRICTLY PROHIBITED WITHOUT THE APPROPRIATE WRITTEN CONSENT OF THIS FIRM AND SHALL BE RETURNED TO OUR OFFICE IF REQUIRED.

PROJECT
MIRADOR LAS CASAS
FULL REHABILITATION
SANTURCE, PR


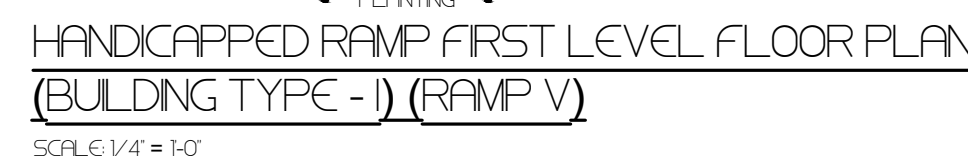
TITLE

RAMP R TO U DETAILS

PAGE

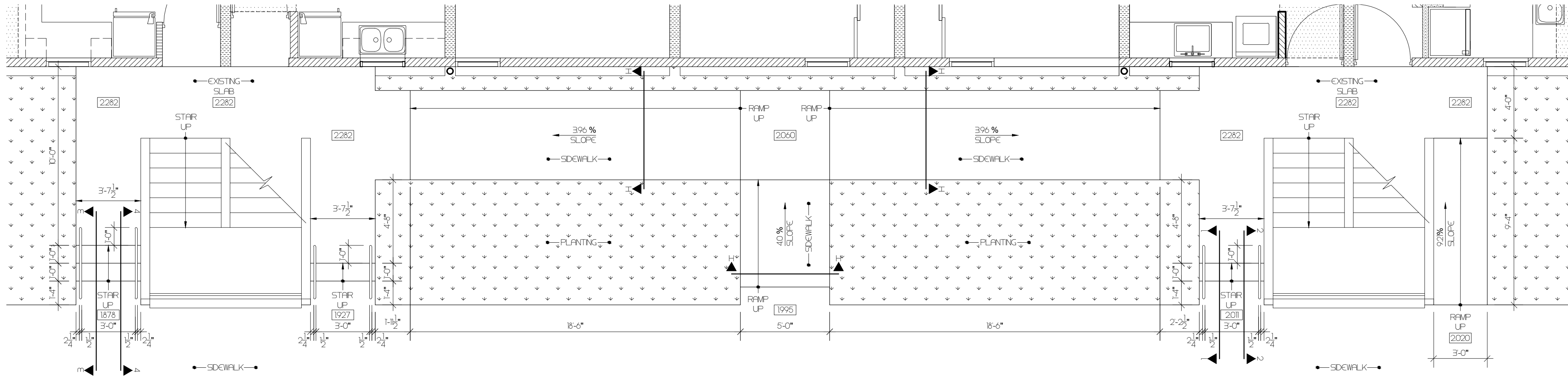
A-1.19E

1 OF 1



CAMANO
architecture
CALLE COSTA 391
OFFICE 201
SAN JUAN PR 00918
T/ 787 220 8633
E/ luiscamanos@gmail.com

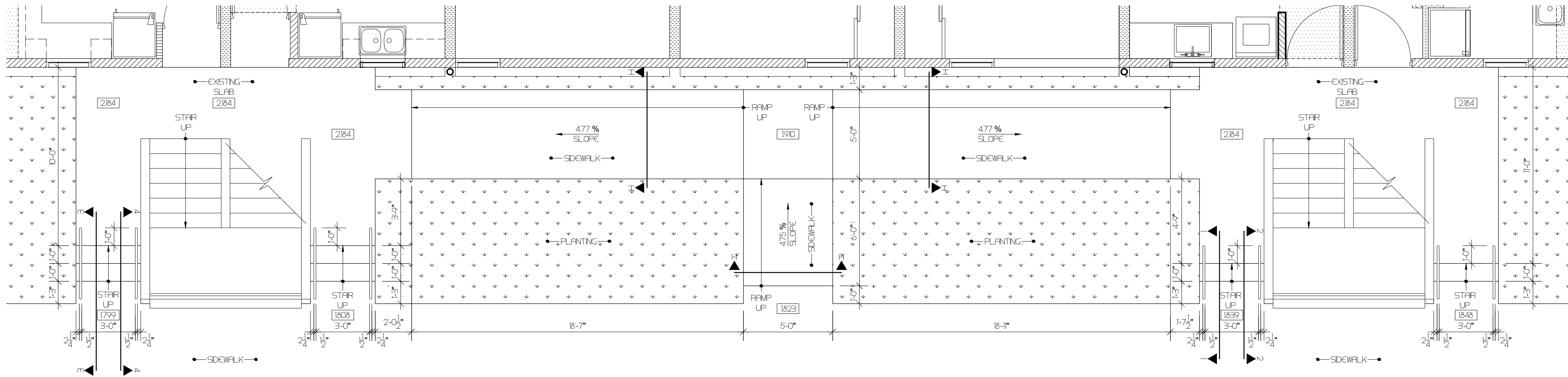
Certificación: Yo, Carlos M. Pérez Rivera, Ingeniero Licenciado N.º 1937, certifico que soy el profesional que diseñó estos planos y las especificaciones complementarias. También certifico que entiendo que dichos planos y especificaciones cumplen con las disposiciones aplicables del Reglamento Conjunto y las disposiciones aplicables de los Reglamentos y Códigos de las Agencias, Juntas Reglamentadoras o Corporaciones Públicas con jurisdicción. Reconozco que cualquier declaración tal o falsificación de los hechos que se haya producido sin conocimiento o por negligencia, ya sea por mí, mis agentes o empleados, o por otras personas con mi conocimiento, me hacen responsable de cualquier acción judicial y disciplinaria por la OIGPE y las disposiciones complementarias.



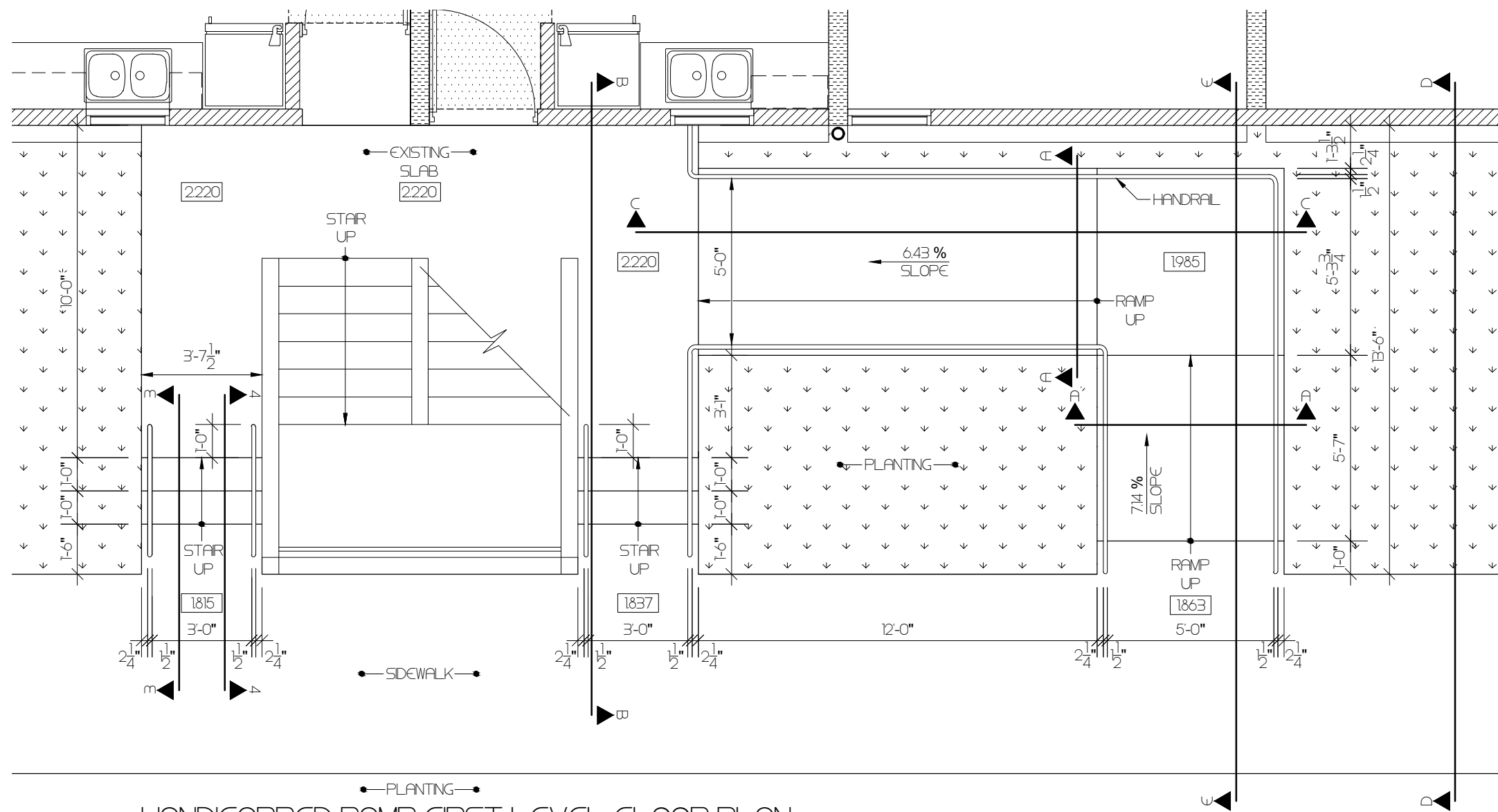
LEGEND
SCALE 1/4" = 1'-0"

1	1	SEE SHEET A-119
2	2	SEE SHEET A-119
3	3	SEE SHEET A-119
4	4	SEE SHEET A-119
5	5	SEE SHEET A-119
A	A	SEE SHEET A-119
A	A	SEE SHEET A-119
B	B	SEE SHEET A-119
C	C	SEE SHEET A-119
D	D	SEE SHEET A-119
F	F	SEE SHEET A-119
F	F	SEE SHEET A-119
G	G	SEE SHEET A-119
H	H	SEE SHEET A-119

HANDICAPPED RAMP FIRST LEVEL FLOOR PLAN
(BUILDING TYPE - I) (RAMP A)
SCALE 1/4" = 1'-0"



HANDICAPPED RAMP FIRST LEVEL FLOOR PLAN
(BUILDING TYPE - I) (RAMP B)
SCALE 1/4" = 1'-0"



HANDICAPPED RAMP FIRST LEVEL FLOOR PLAN
(BUILDING TYPE - IV) (RAMP D)
SCALE 1/4" = 1'-0"

CAMANO
ARCHITECTS
CALLE COSTA 391
OFFICE 201
SAN JUAN, PR 00918
T/ 787 220 8633
E/ luiscamanos@gmail.com

CLIENT
INTERLINK CONSTRUCTION LLC.

DESIGN
CARLOS M PEREZ RIVERA, PE

DRAWN BY
CMPR

CHECKED BY
CMPR

DATE
SEPTEMBER 30, 2021

REVISIONS

CERTIFIED CORRECT

Carlos Manuel Perez Rivera
Ingeniero
Licenciado
L.E. 19137 P.E.
Puerto Rico
Fecha de Expiración: 2023-09-19

CARLOS M. PÉREZ RIVERA
Ingeniero Licenciado

PO Box 314
Villalba, PR 00766
Tel. 787-462-3438
cpingenieros@outlook.com

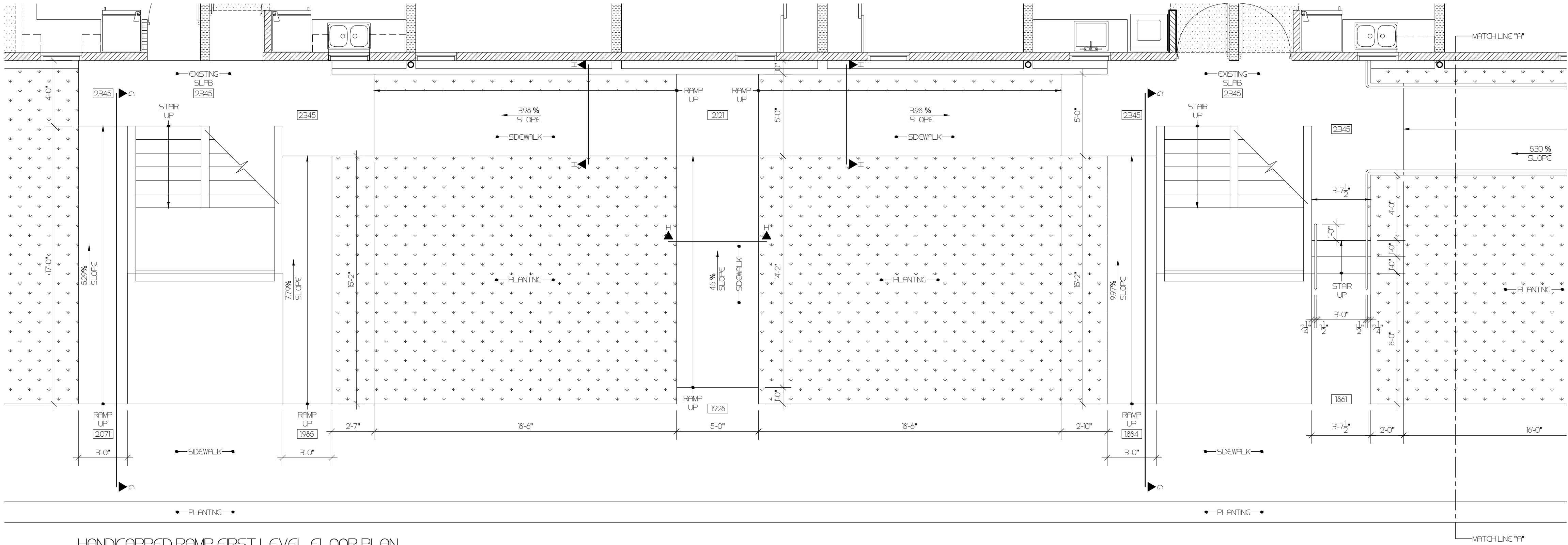
CP
Ingenieros

NOTE

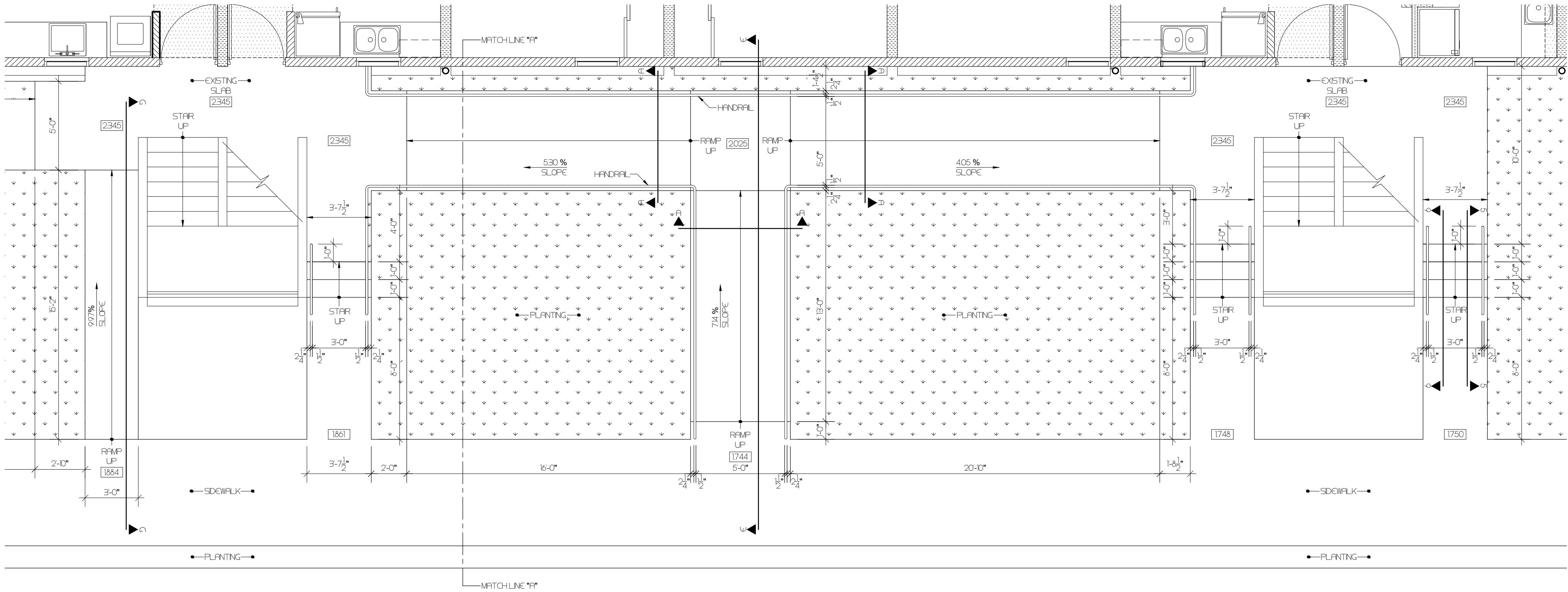
THESE DRAWINGS AND ITS CONTENTS ARE THE INTELLECTUAL PROPERTY OF CARLOS M. PÉREZ RIVERA. THEY SHALL BE USED AS A REFERENCE DOCUMENT AND WORKING INSTRUMENT ONLY BY THE PROJECT OWNER TOTAL OR PARTIAL REPRODUCTION OR USE OF THESE PLANS, FOR OTHER PURPOSES BESIDES THIS PROJECT IS STRICTLY PROHIBITED WITHOUT THE APPROPRIATE WRITTEN CONSENT OF THIS FIRM AND SHALL BE RETURNED TO OUR OFFICE IF REQUIRED.

PROJECT
MIRADOR LAS CASAS
FULL REHABILITATION
SANTURCE, PR

Certificación: Yo, Carlos M. Pérez Rivera, Ingeniero Licenciado, Núm. 19137, certifico que soy el profesional que diseñó estos planos y las especificaciones complementarias. También certifico que entiendo que dichos planos y especificaciones cumplen con las disposiciones aplicables del Reglamento Conjunto y las disposiciones aplicables de los Reglamentos y Códigos de las Agencias, Lintas Reglamentadoras o Comisiones Públicas con jurisdicción. Reconozco que cualquier declaración falsa o falsificación de los hechos que se haya producido sin conocimiento o por negligencia, ya sea por mí, mis agentes o empleados, o por otras personas con mi consentimiento, me hacen responsable de cualquier acción judicial y disciplinaria por la OIGPE y otras autoridades competentes, incluyendo, pero sin limitarse, a la terminación de la participación en los procedimientos de certificación profesional en la OIGPE.



HANDICAPPED RAMP FIRST LEVEL FLOOR PLAN
(BUILDING TYPE - I) (RAMP C)
SCALE 1/4" = 1'-0"




1	1	SEE SHEET A-119
2	2	SEE SHEET A-119
3	3	SEE SHEET A-119
4	4	SEE SHEET A-119
5	5	SEE SHEET A-119
A	A	SEE SHEET A-119
B	B	SEE SHEET A-119
C	C	SEE SHEET A-119
D	D	SEE SHEET A-119
E	E	SEE SHEET A-119
F	F	SEE SHEET A-119
G	G	SEE SHEET A-119
H	H	SEE SHEET A-119

CLIENT
INTERLINK CONSTRUCTION LLC.
DESIGN
CARLOS M PEREZ RIVERA, PE
DRAWN BY
CMR
CHECK BY
CMR
DATE
SEPTEMBER 30, 2021

REVISIONS	



CARLOS M. PÉREZ RIVERA
Ingeniero Licenciado
PO Box 314
Villalba, PR 00766
Tel. 787-462-3438
cpingenieros@outlook.com



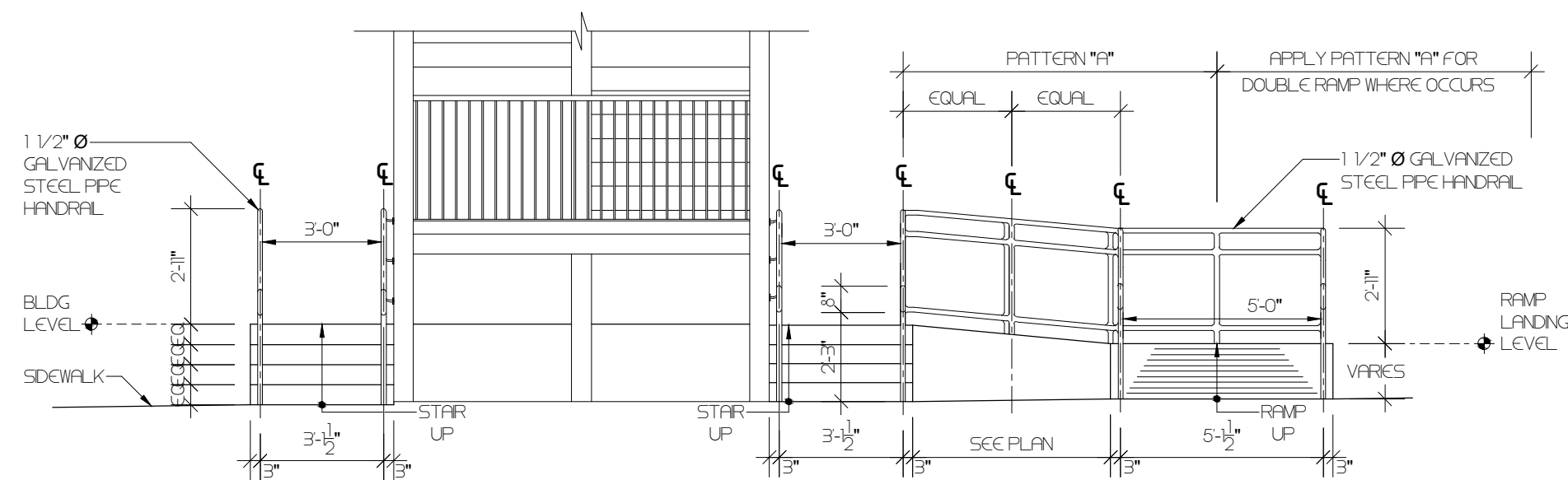
NOTE
THESE DRAWINGS AND ITS CONTENTS ARE THE INTELLECTUAL PROPERTY OF CARLOS M. PÉREZ RIVERA. THEY SHALL BE USED AS A REFERENCE DOCUMENT AND WORKING INSTRUMENT ONLY BY THE PROJECT OWNER TOTAL OR PARTIAL REPRODUCTION OR USE OF THESE PLANS, FOR OTHER PURPOSES BESIDES THIS PROJECT IS STRICTLY PROHIBITED WITHOUT THE APPROPRIATE WRITTEN CONSENT OF THIS FIRM AND SHALL BE RETURNED TO OUR OFFICE IF REQUIRED.

PROJECT
MIRADOR LAS CASAS
FULL REHABILITATION
SANTURCE, PR

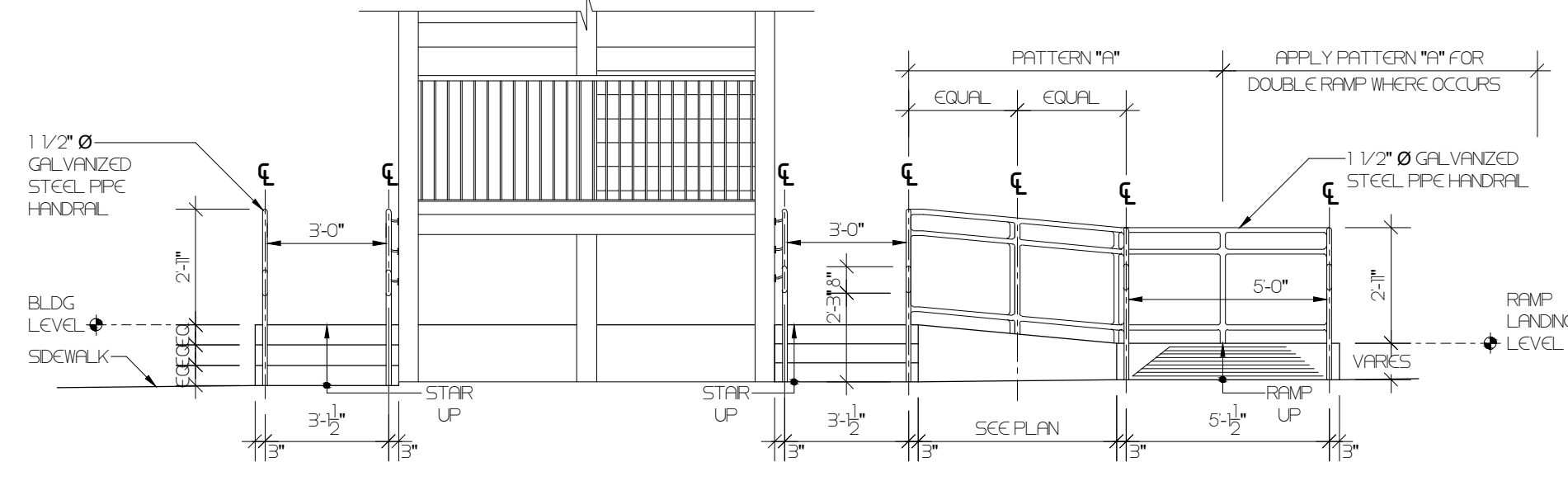
TITLE
RAMP C.1 DETAILS

PAGE
A-1.19H
1 OF 1

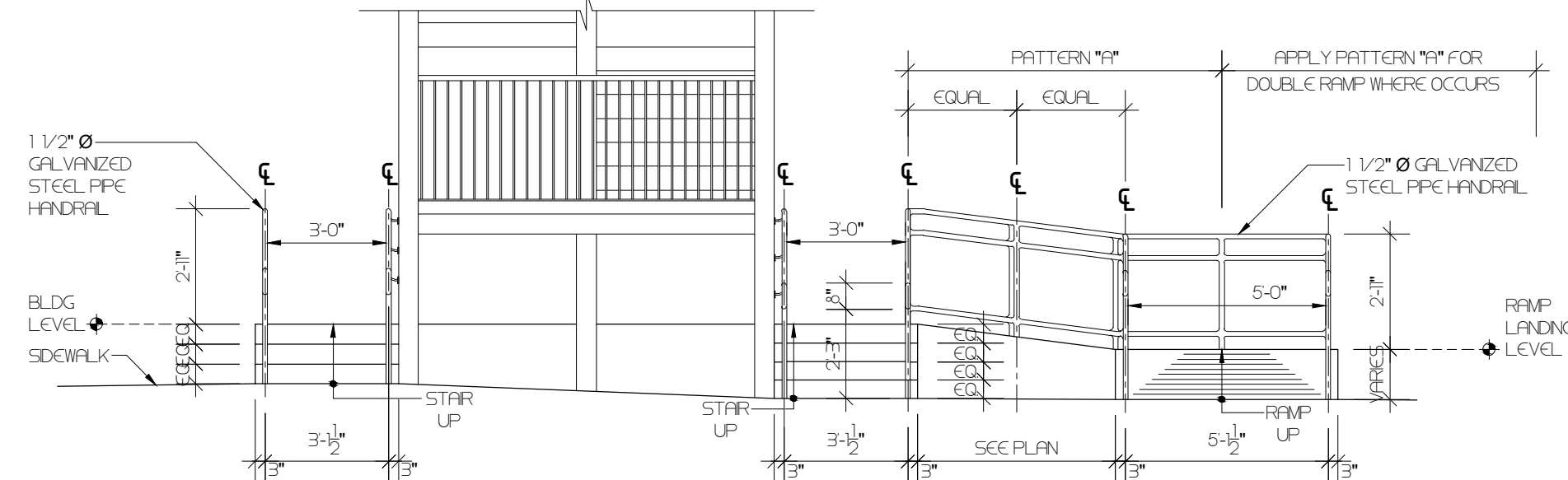
CAMANO
ARCHITECTS
CALLE COSTA 391
OFFICE 201
SAN JUAN, PR 00918
T/ 787 220 8633
E/ luiscamanos@gmail.com



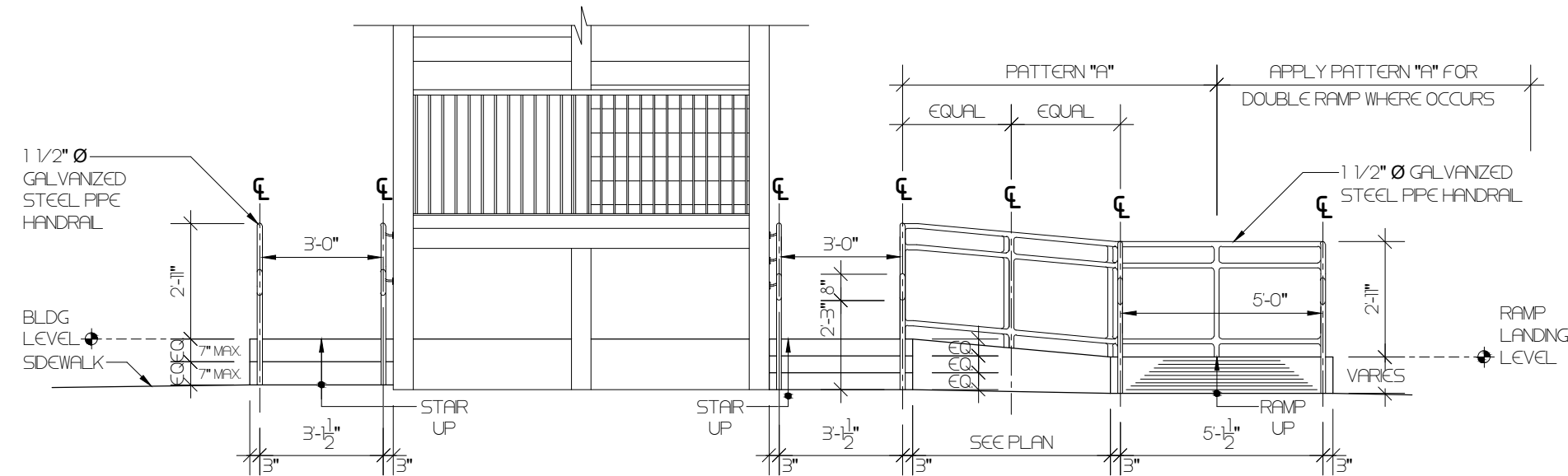
TYPICAL FRONT HANDICAPPED RAMP ELEVATION (4 RAISERS STAR BOTH SIDES)
SCALE 1/4" = 1'-0"



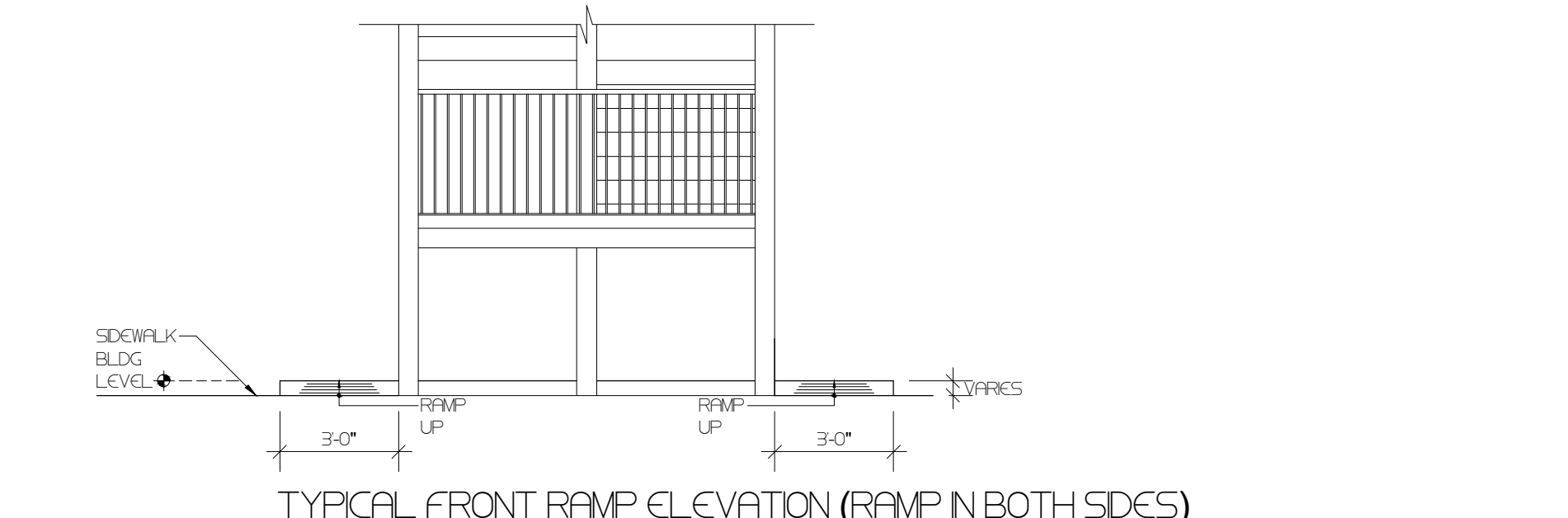
TYPICAL FRONT HANDICAPPED RAMP ELEVATION (3 RAISERS STAR BOTH SIDES)
SCALE 1/4" = 1'-0"



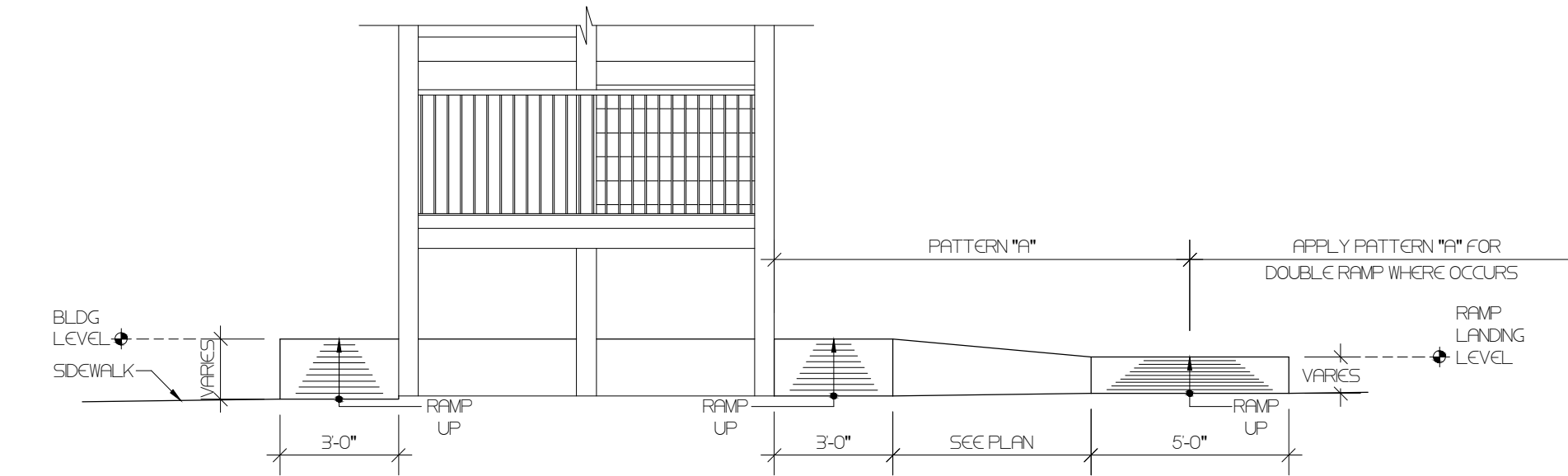
TYPICAL FRONT HANDICAPPED RAMP ELEVATION
3 RAISERS STAR LEFT SIDE
4 RAISERS STAR RIGHT SIDE
SCALE 1/4" = 1'-0"



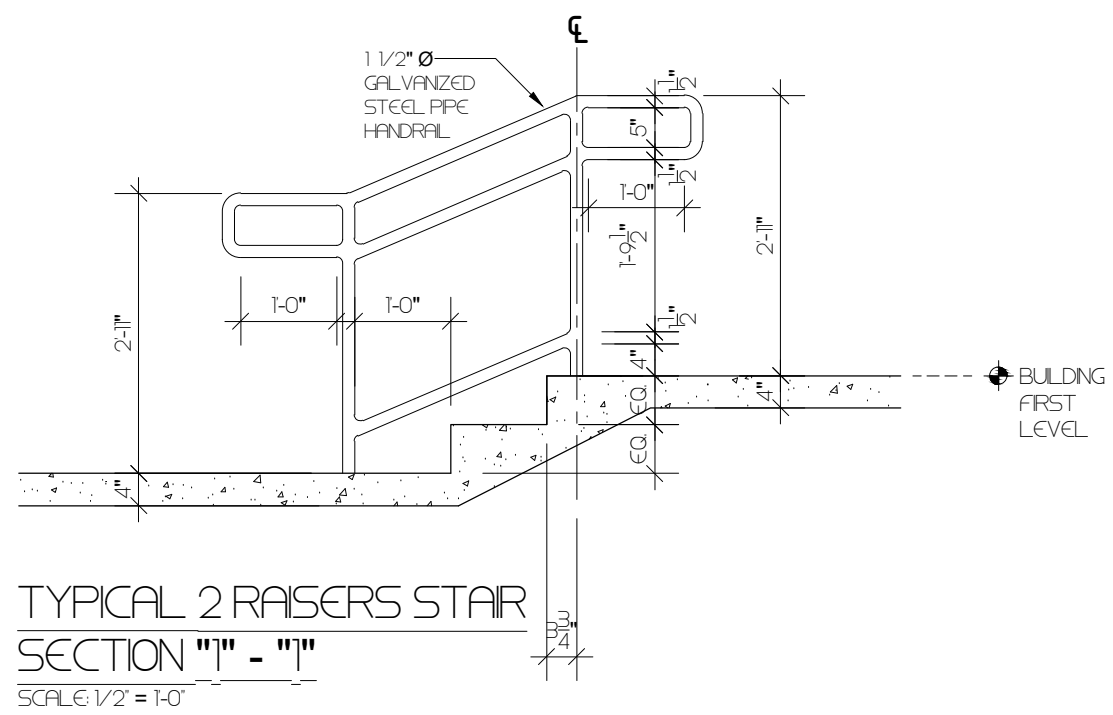
TYPICAL FRONT HANDICAPPED RAMP ELEVATION
2 RAISERS STAR LEFT SIDE
3 RAISERS STAR RIGHT SIDE
SCALE 1/4" = 1'-0"



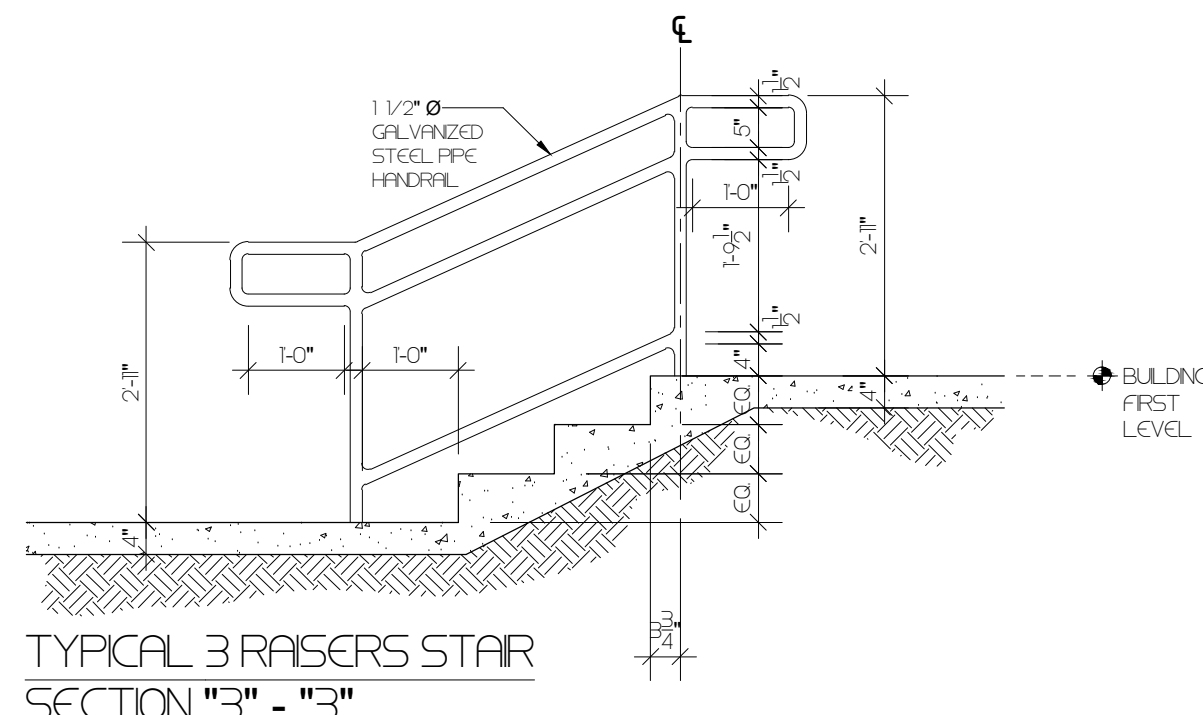
TYPICAL FRONT RAMP ELEVATION (RAMP IN BOTH SIDES)
SCALE 1/4" = 1'-0"



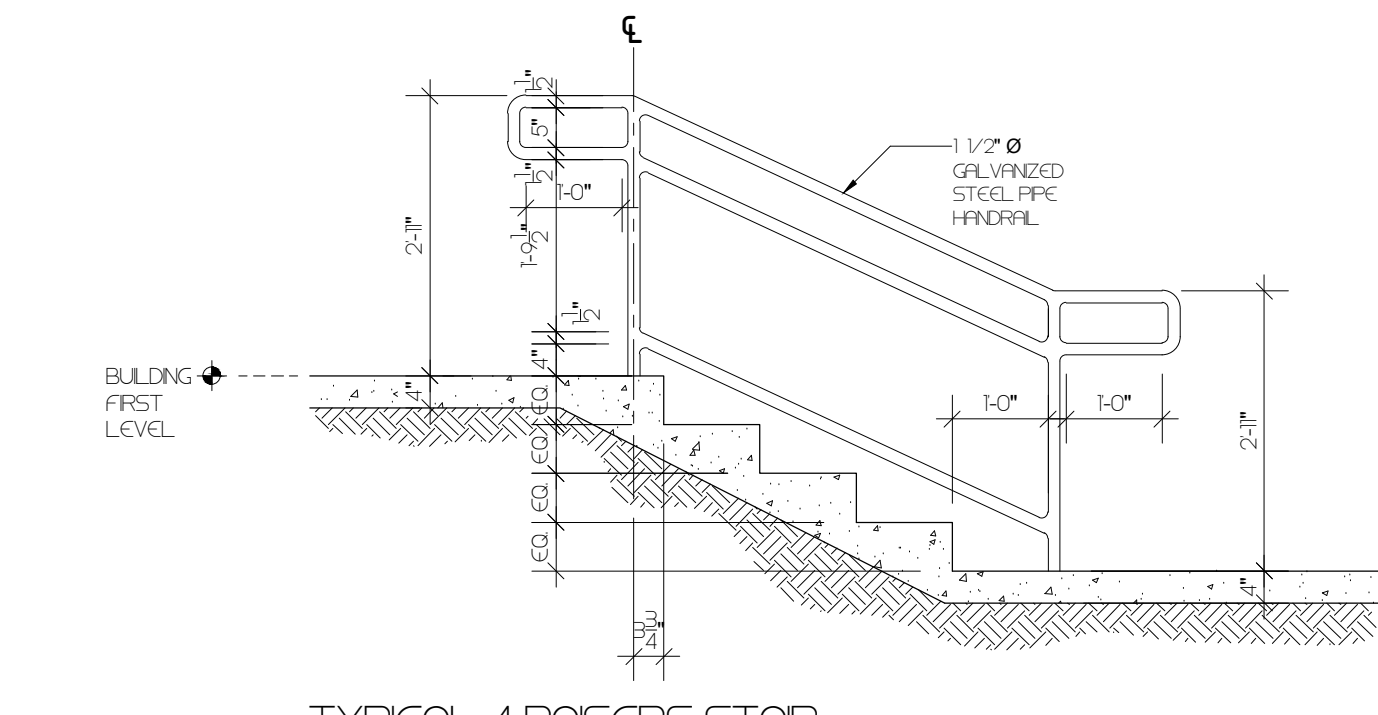
TYPICAL FRONT HANDICAPPED RAMP ELEVATION (RAMP IN BOTH SIDES)
SCALE 1/4" = 1'-0"



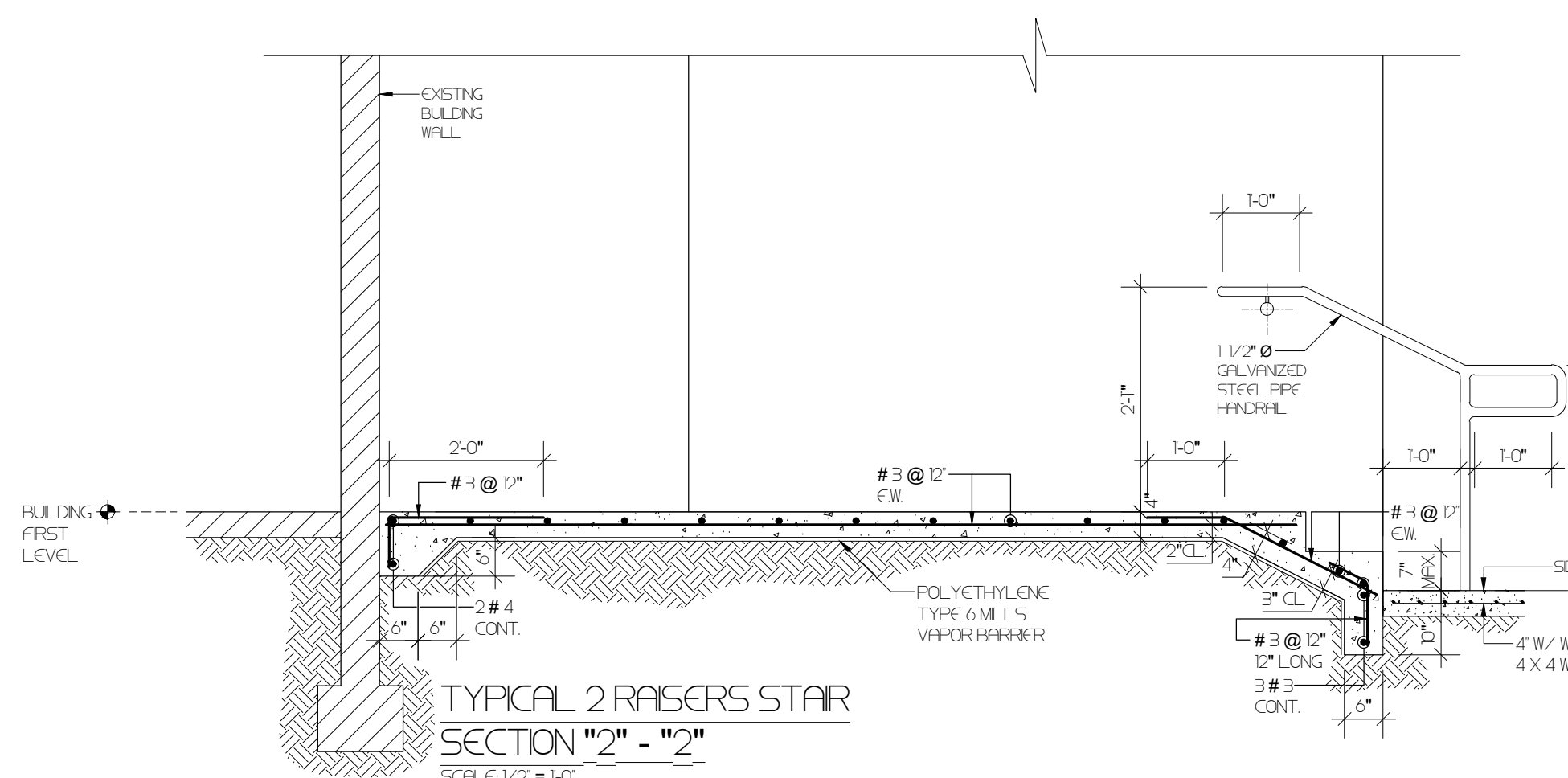
TYPICAL 2 RAISERS STAR
SECTION "1" - "1"
SCALE 1/2" = 1'-0"



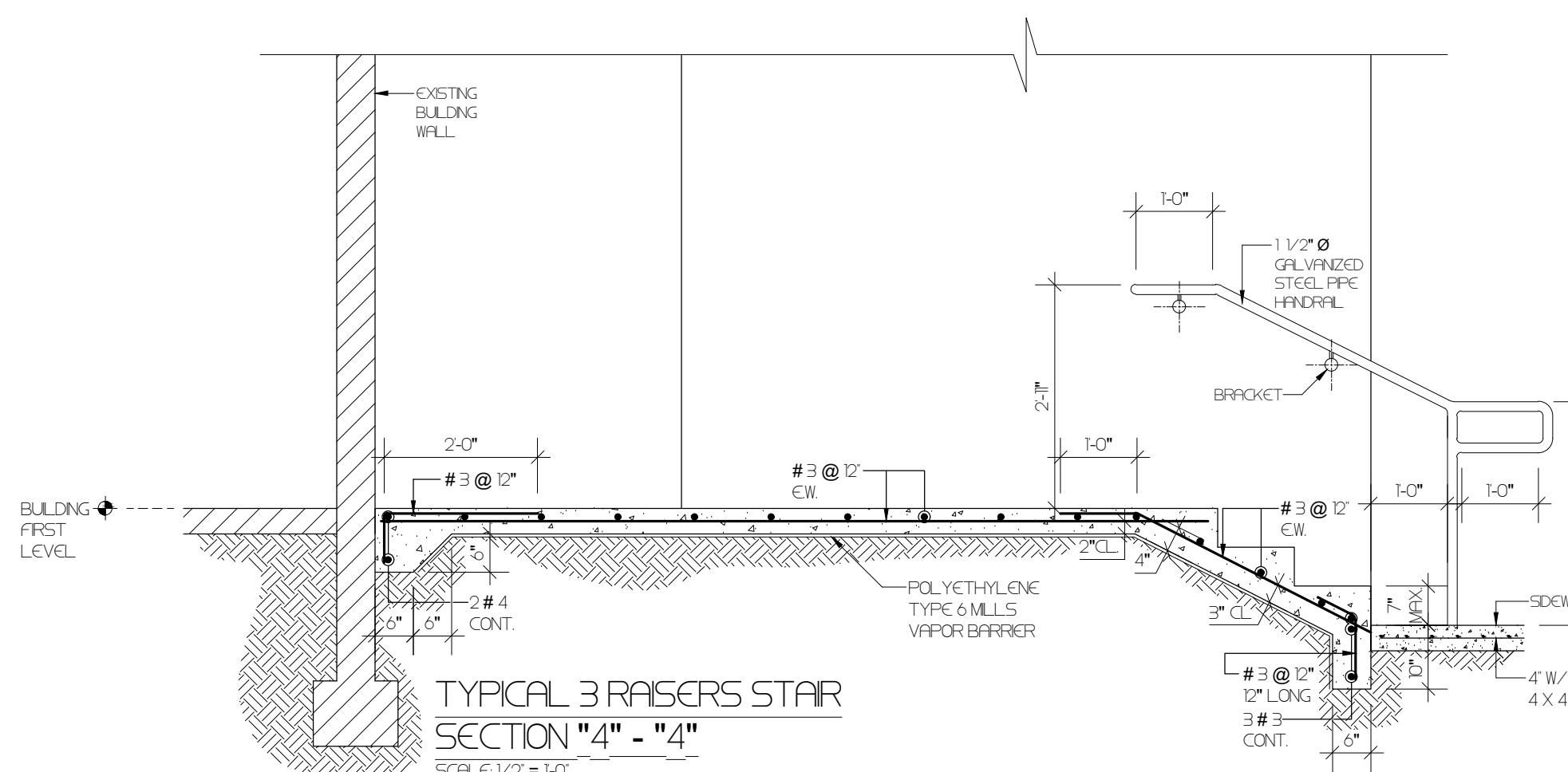
TYPICAL 3 RAISERS STAR
SECTION "3" - "3"
SCALE 1/2" = 1'-0"



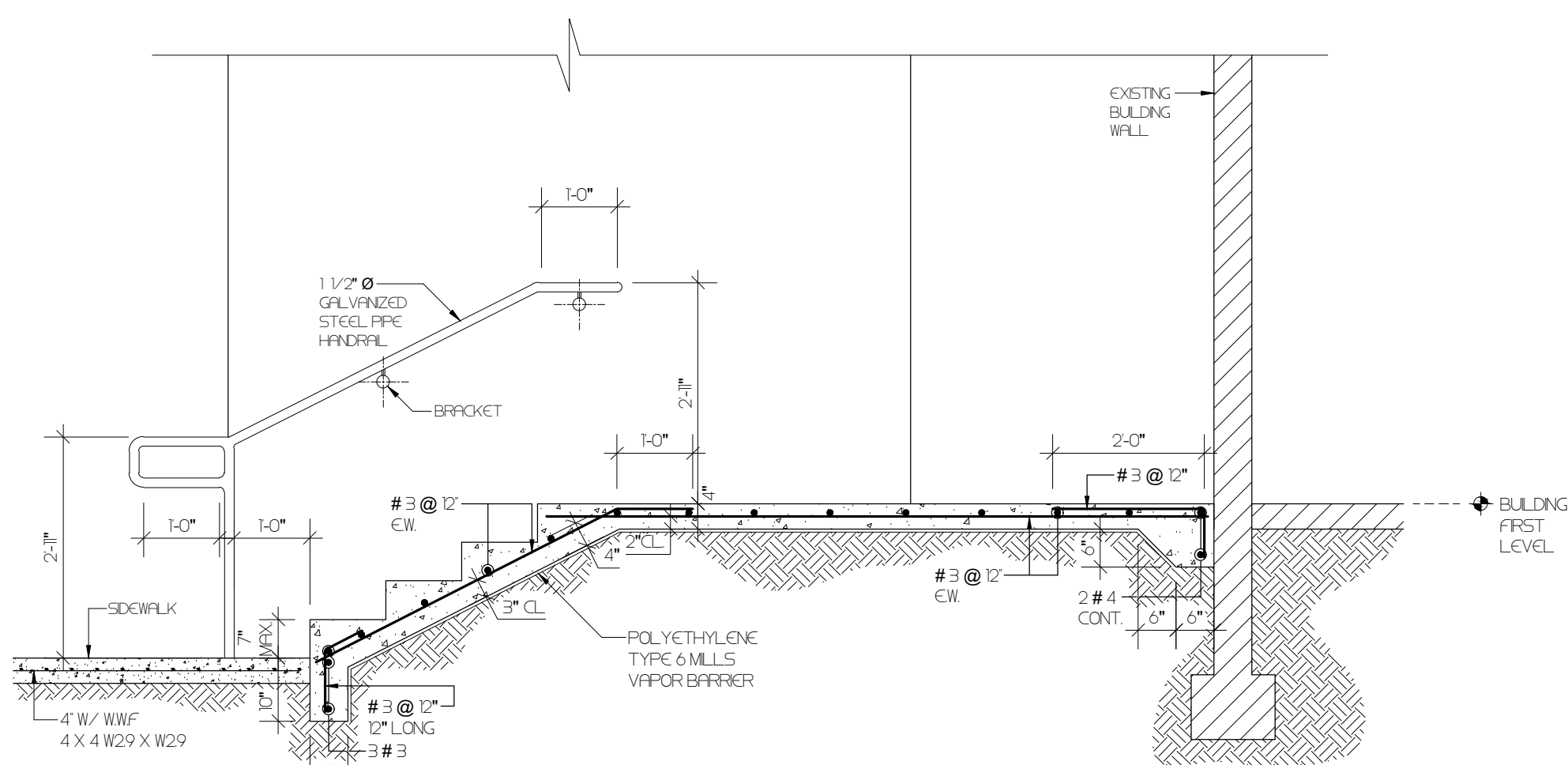
TYPICAL 4 RAISERS STAR
SECTION "5" - "5"
SCALE 1/2" = 1'-0"



TYPICAL 2 RAISERS STAR
SECTION "2" - "2"
SCALE 1/2" = 1'-0"



TYPICAL 3 RAISERS STAR
SECTION "4" - "4"
SCALE 1/2" = 1'-0"



TYPICAL 4 RAISERS STAR
SECTION "6" - "6"
SCALE 1/2" = 1'-0"

CAMANO

CALLE COSTA 391
OFFICE 201
SAN JUAN, PR 00918
T/ 787 220 8633
E/ luiscamano@gmail.com

CLIENT
INTERLINK CONSTRUCTION LLC.
DESIGN
CARLOS M PEREZ RIVERA, PE
DRAWN BY
CMR
CHECKED BY
CMR
DATE
SEPTEMBER 30, 2021


REVISIONS

CERTIFIED CORRECT



CARLOS M. PÉREZ RIVERA
Ingeniero Licenciado

PO Box 314
Villalba, PR 00766
Tel. 787-462-3438
cpingenieros@outlook.com



NOTE

THESE DRAWINGS AND ITS CONTENTS ARE THE INTELLECTUAL PROPERTY OF CARLOS M. PÉREZ RIVERA. THEY SHALL BE USED AS A REFERENCE DOCUMENT AND WORKING INSTRUMENT ONLY BY THE PROJECT OWNER TOTAL OR PARTIAL REPRODUCTION OR USE OF THESE PLANS, FOR OTHER PURPOSES BESIDES THIS PROJECT IS STRICTLY PROHIBITED WITHOUT THE APPROPRIATE WRITTEN CONSENT OF THIS FIRM AND SHALL BE RETURNED TO OUR OFFICE IF REQUIRED.

PROJECT
MIRADOR LAS CASAS
FULL REHABILITATION
SANTURCE, PR

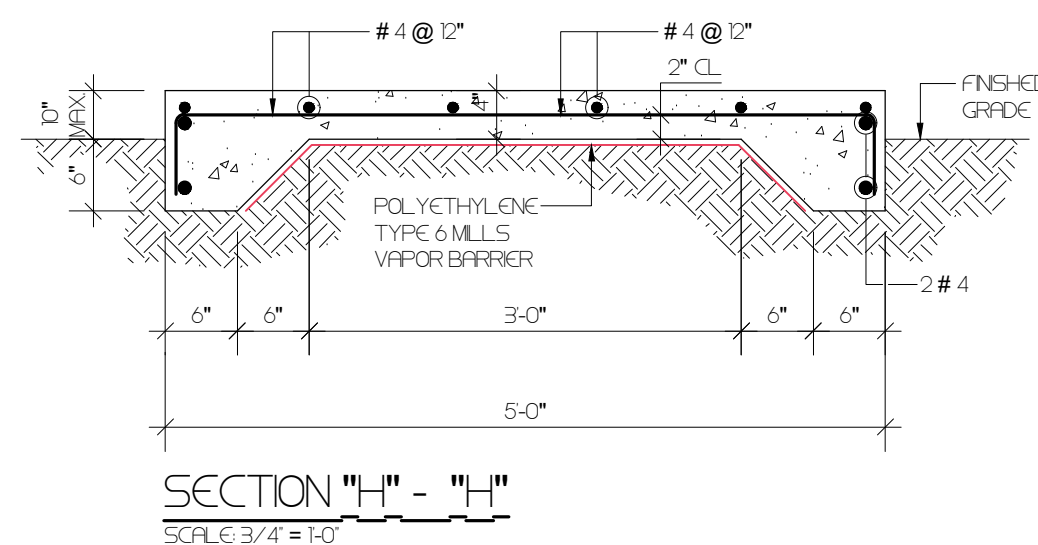
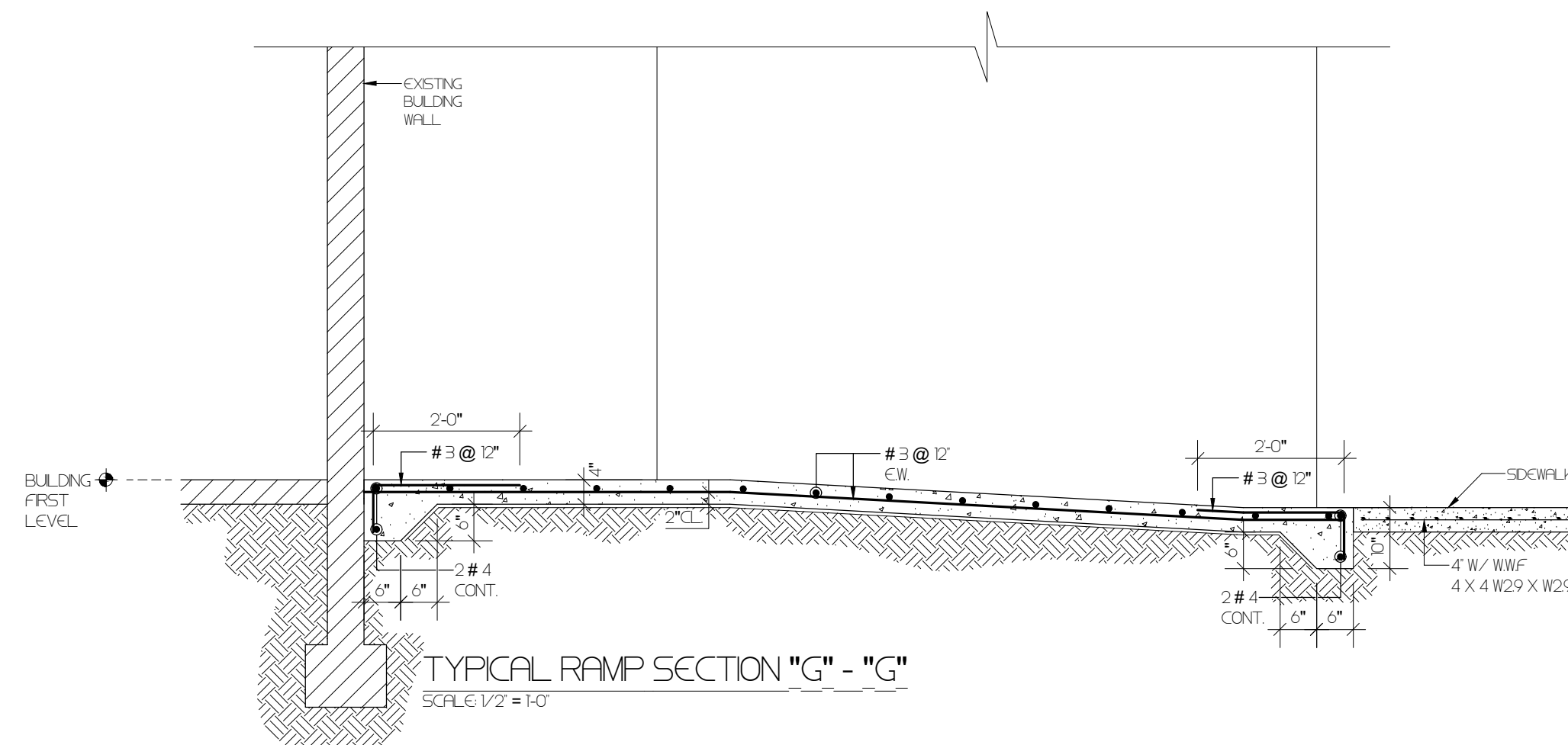
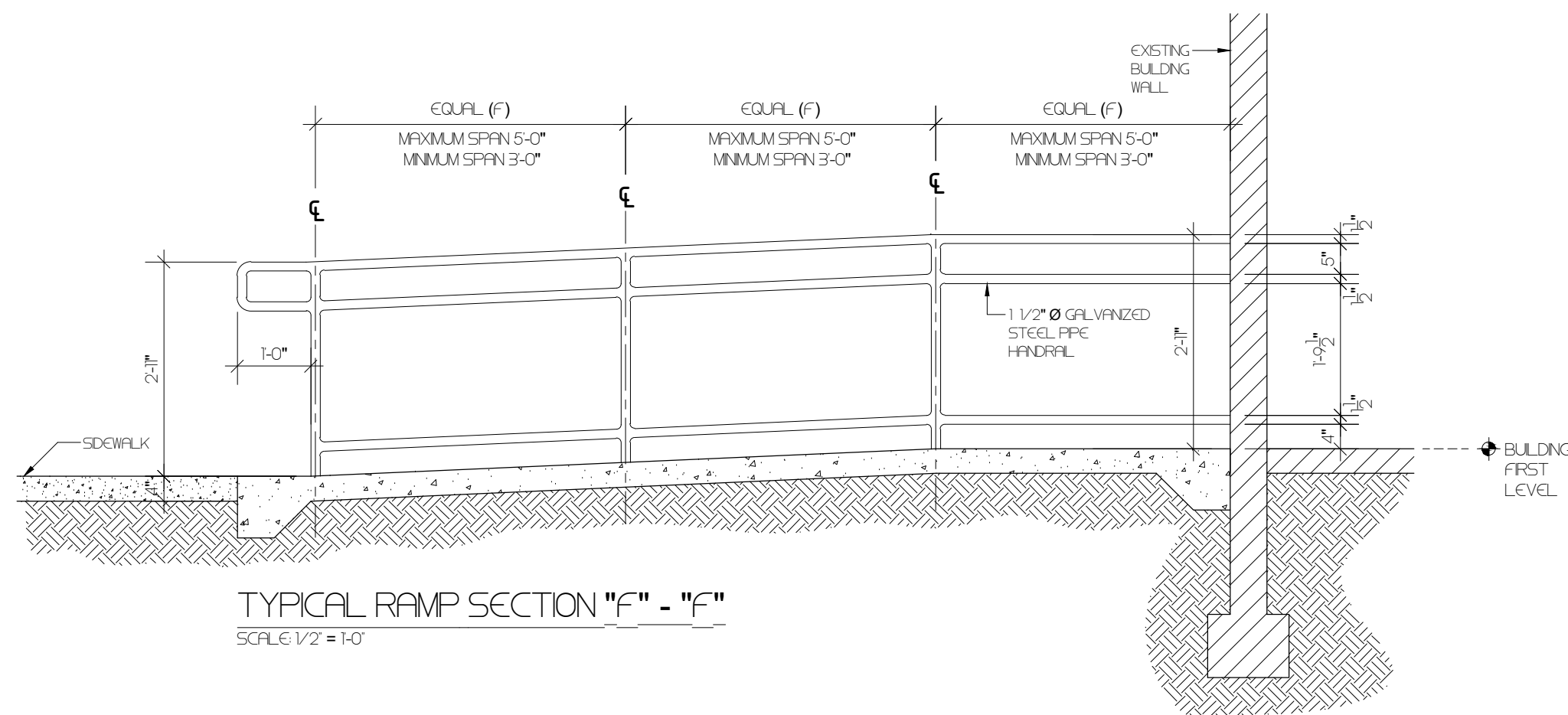
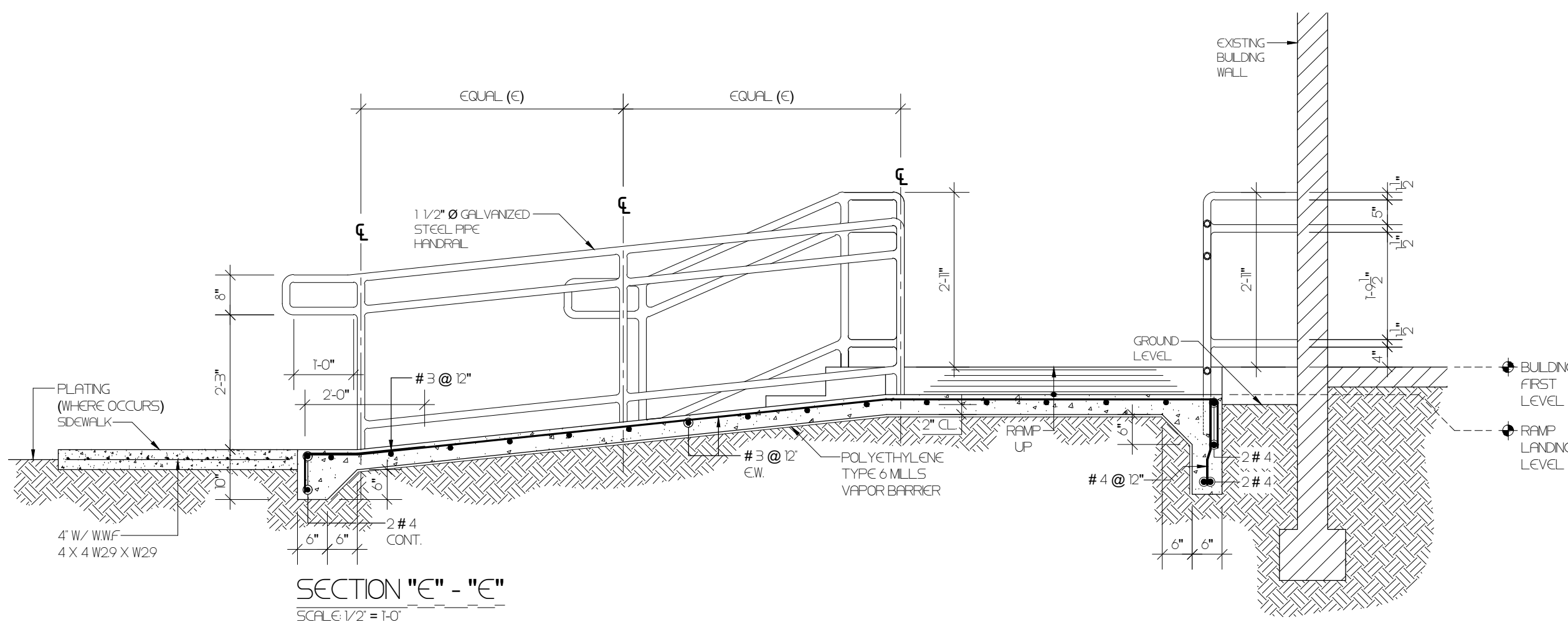
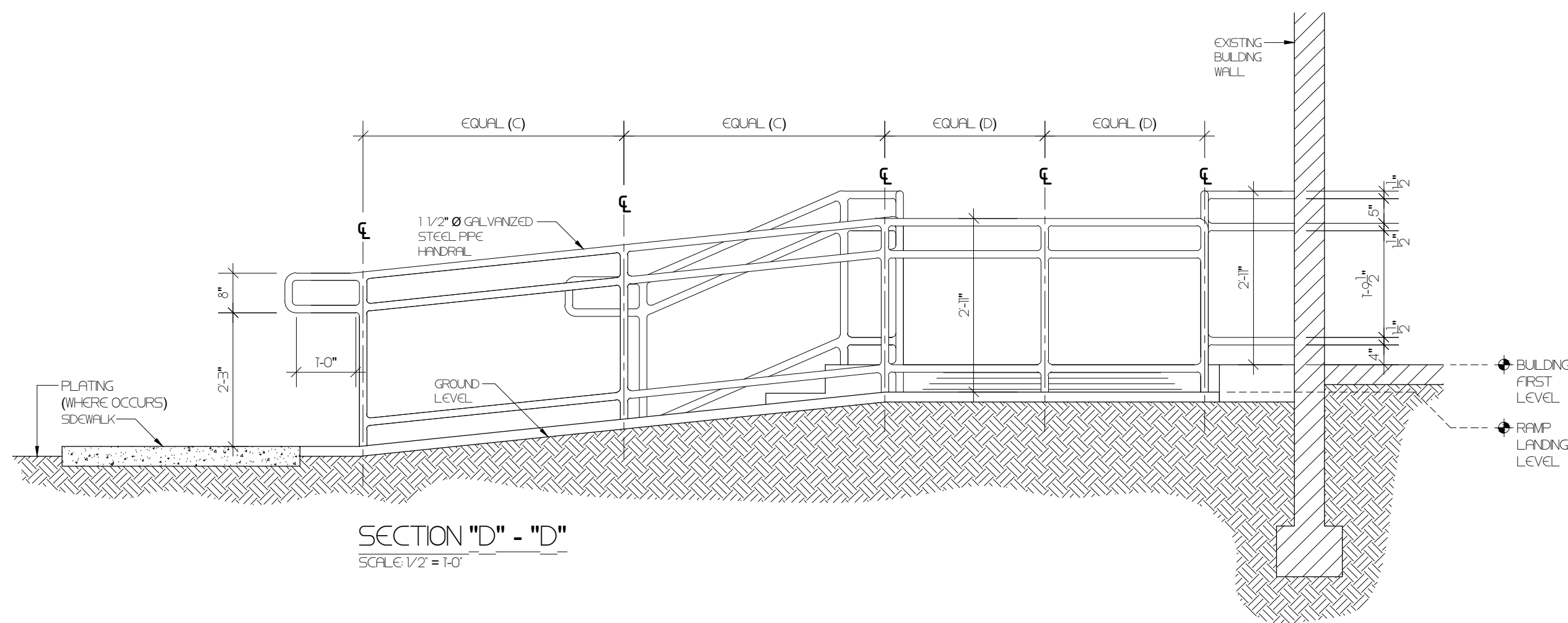
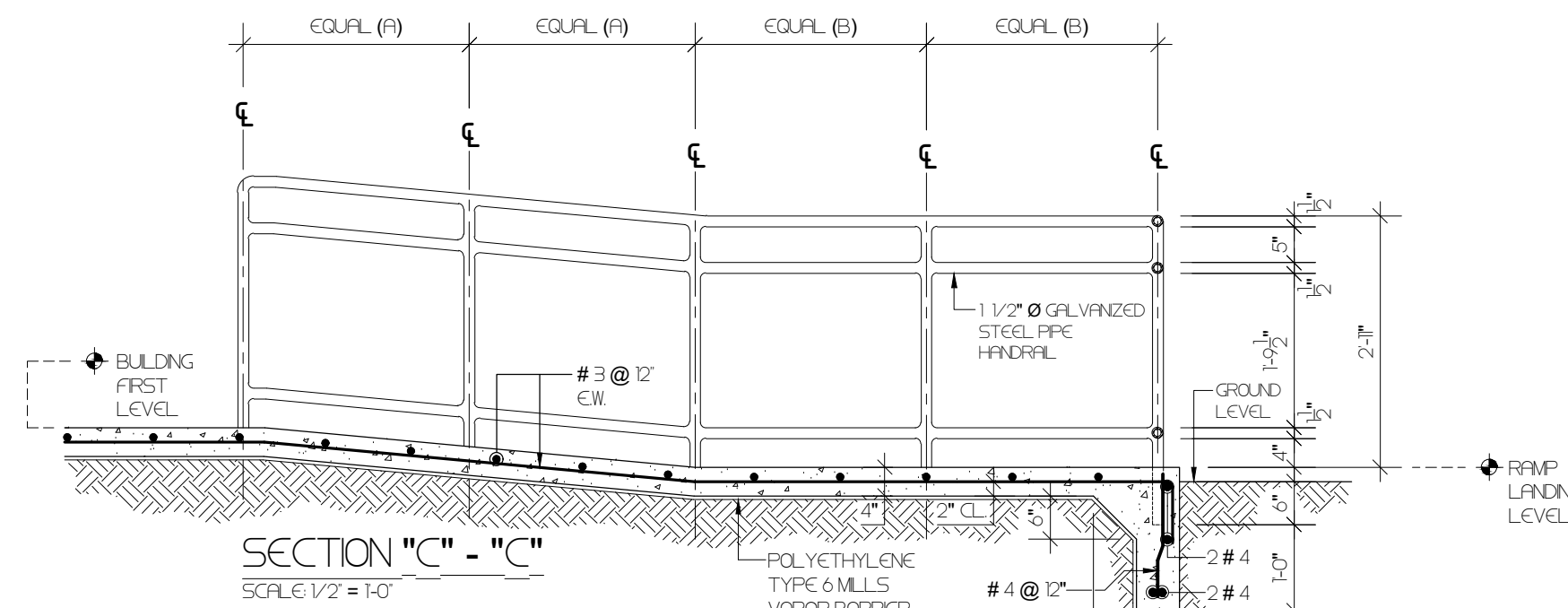
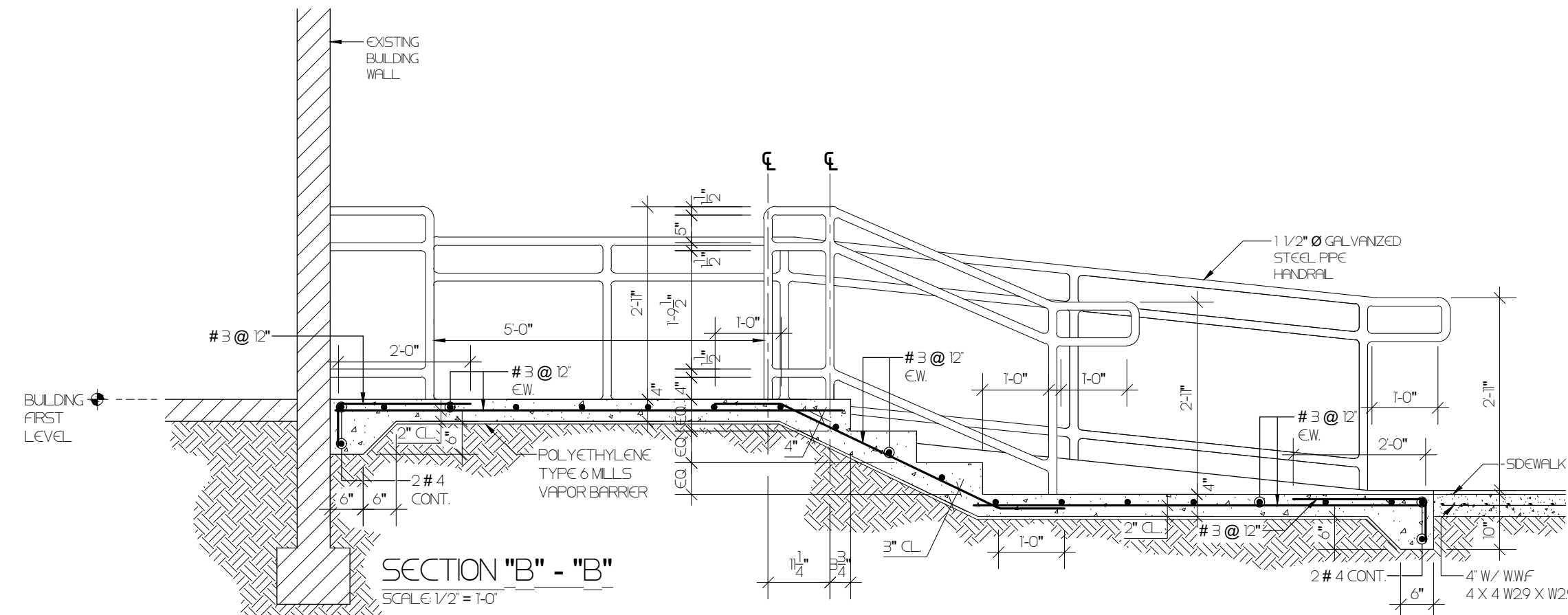
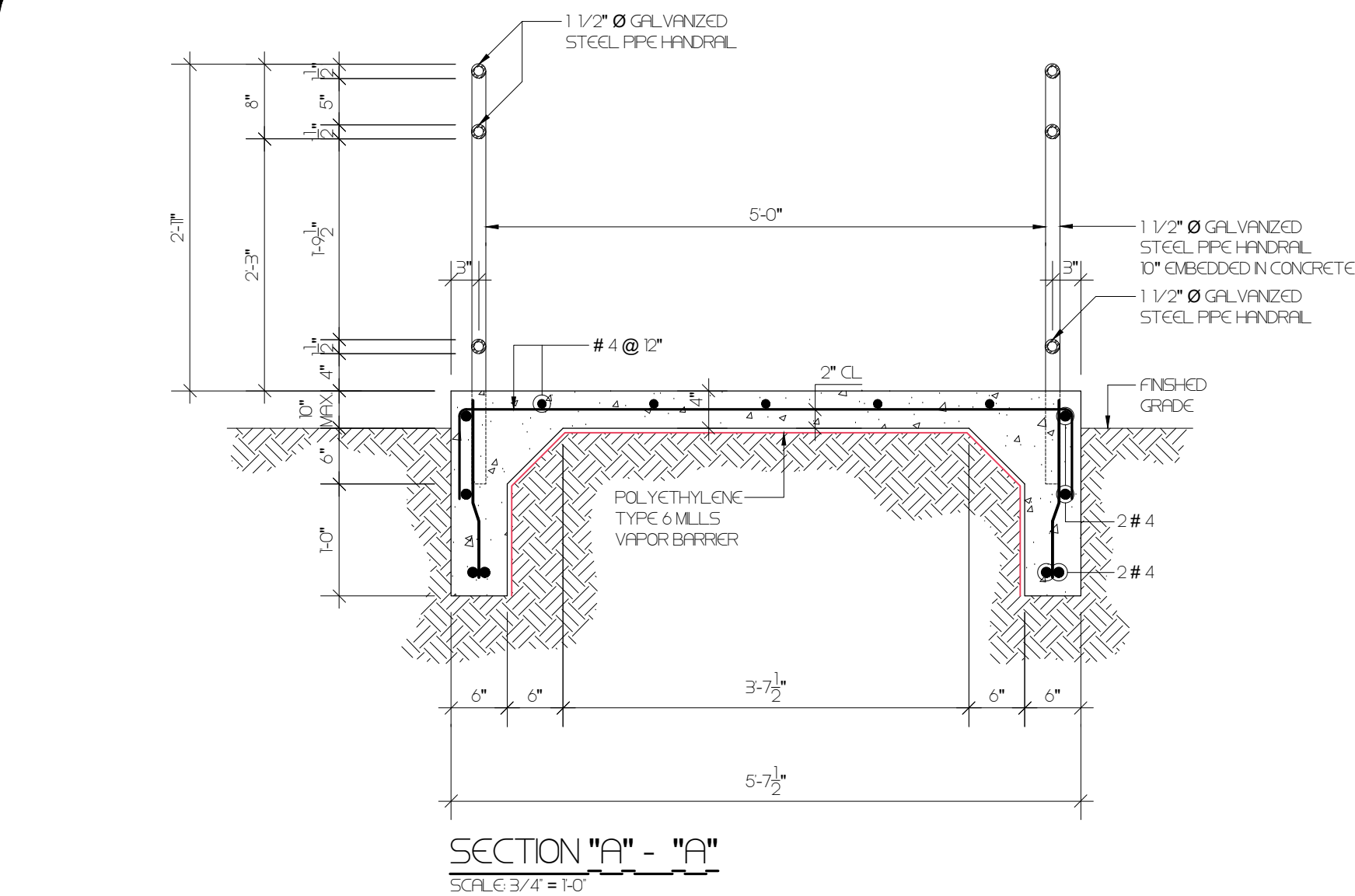
TITLE
TYPICAL FRONT HANDICAPPED
RAMP ELEVATIONS &
STRUCTURAL SECTIONS

PAGE

A-1.191

1 OF 1

Certificación: Yo, Carlos M. Pérez Rivera, Ingeniero Licenciado, No. 1937, certifico que soy el profesional que diseñó estos planos y las especificaciones complementarias. También certifico que entiendo que dichos planos y especificaciones cumplen con las disposiciones aplicables del Reglamento Conjunto y las disposiciones aplicables de las Reglamentaciones y Códigos de las Agencias, Lintas Reglamentatorias o Comisiones Públicas con jurisdicción. Reconozco que cualquier declaración falsa o fabricación de los hechos que se haya producido sin conocimiento o por negligencia, o sea por mí, mis agentes o empleados, o por otras personas con mi consentimiento, me hacen responsable de cualquier acción judicial y disciplinaria por la OIGPE y otras autoridades competentes, incluyendo, pero sin limitarse, a la terminación de la participación en los procedimientos de certificación profesional en la OIGPE.



CAMANO
INGENIERO
CALLE COSTA 391
OFFICE 201
SAN JUAN, PR 00918
T/ 787 220 8633
E/ luiscamanos@gmail.com

CLIENT
INTERLINK CONSTRUCTION LLC.
DESIGN
CARLOS M PEREZ RIVERA, PE
DRWN BY
CMPR
CHKD BY
CMPR
DATE
SEPTEMBER 30, 2021


REVISIONS

NO.	DESCRIPTION	DATE

CERTIFIED CORRECT



CARLOS M. PÉREZ RIVERA
Ingeniero Licenciado



PO Box 314
Villalba, PR 00766
Tel. 787-462-3438
cpingenieros@outlook.com

NOTE

THESE DRAWINGS AND ITS CONTENTS ARE THE INTELLECTUAL PROPERTY OF CARLOS M. PÉREZ RIVERA. THEY SHALL BE USED AS A REFERENCE DOCUMENT AND WORKING INSTRUMENT ONLY BY THE PROJECT OWNER TOTAL OR PARTIAL REPRODUCTION OR USE OF THESE PLANS, FOR OTHER PURPOSES BESIDES THIS PROJECT IS STRICTLY PROHIBITED WITHOUT THE APPROPRIATE WRITTEN CONSENT OF THIS FIRM AND SHALL BE RETURNED TO OUR OFFICE IF REQUIRED.

PROJECT
MIRADOR LAS CASAS
FULL REHABILITATION
SANTURCE, PR

TITLE
STRUCTURAL
SECTIONS RAMP
DETAILS

PAGE

A-1.19J

1 OF 1

Certificación: Yo, Carlos M. Pérez Rivera, Ingeniero Licenciado, Núm. 19137, certifico que soy el profesional que diseñó estos planos y las especificaciones complementarias. También certifico que entiendo que dichos planos y especificaciones cumplen con las disposiciones aplicables del Reglamento Conjunto y las disposiciones aplicables de las Reglamentaciones y Códigos de las Agencias, juntas Reglamentadoras o Comisiones Públicas con jurisdicción. Reconozco que cualquier declaración falsa o falsificación de los hechos que se haya producido sin conocimiento o por negligencia, ya sea por mí, mis agentes o empleados, o por otras personas con mi consentimiento, me hacen responsable de cualquier acción judicial y disciplinaria por la OIGPE y otras autoridades competentes, incluyendo, pero sin limitarse, a la terminación de la participación en los procedimientos de certificación profesional en la OIGPE.